

Longleaf Partners  
International Fund  
*Quarterly  
Summary  
Report*



For the Quarter Ended  
September 30, 2021

Longleaf/ Partners  
Funds

LLP001240 expires January 31, 2022

3Q21

# Longleaf Partners International Fund

(800) 445-9469 / southeasternasset.com

## Fund Profile

Investment Style	International Value
Ticker	LLINX
Inception Date	October 26, 1998
Net Assets	\$1.3 billion
Expense Ratio (Gross)	1.20%
Expense Ratio (Net)	1.15%
Turnover (5 yr avg)	30%
Weighted Average Market Cap	\$31.8 billion

## Holdings (22)

	Activity*	Weight
EXOR	-	8.9%
Glanbia		6.4
Lazard		5.1
Domino's Pizza Group (UK)	-	5.1
LANXESS		4.9
Fairfax Financial		4.7
GRUMA		4.7
Accor		4.7
Prosus		4.6
Millicom	+	4.6
Richemont		4.6
Melco International	+	4.5
GREE	+	4.4
CK Hutchison		4.1
Holcim		3.6
Applus Services	+	3.2
Alibaba	+	3.1
Premier Foods	+	3.1
CK Asset Holdings	-	2.9
Jollibee		2.9
WH Group	NEW	2.4
Great Eagle	-	1.6
Cash		5.9
Total		100.0%

\*Full eliminations include the following positions: Baidu

Holdings are subject to change and discussion of holdings are not a recommendation to buy or sell any security. Holdings are subject to risk. Funds distributed by ALPS Distributors, Inc.

The total expense ratio for the Longleaf Partners International Fund is 1.20% (Gross) and 1.15% (net). The International Fund's expense ratio is subject to a fee waiver to the extent the Fund's normal annual operating expenses exceed 1.15% of average annual net assets.

## Long-Term / Concentrated / Engaged / Value

Founded in 1975, Southeastern Asset Management is an independent, global investment firm managing \$11.0 billion. Partnership is core to all that we do, and Southeastern's employees and related entities are the largest investors across the Longleaf Partners Funds. Our 15-person global investment team are generalists, tasked with finding the best bottom-up opportunities across the globe.

The Fund seeks to own a concentrated portfolio of our best 18-22 ideas that meet our Business, People, Price investment criteria. We invest with a 3-5 year investment horizon and take advantage of short-term volatility to own high quality businesses, run by capable management teams, whose stock prices are trading temporarily at a discount. Our extensive, global network allows us to engage with our management partners to help drive long-term value creation.

## Sector Composition

Consumer Discretionary	33.9%
Financials	18.7
Consumer Staples	16.6
Materials	8.5
Industrials	7.3
Communication Services	4.6
Real Estate	4.5
Health Care	--
Information Technology	--
Energy	--
Utilities	--
Cash	5.9

## Regional Composition

Europe Ex-UK	45.5%
Asia Ex-Japan	25.9
North America	14.5
UK	8.2
Cash	5.9

## Performance Contribution

Top Three	Portfolio Contribution	Return	Bottom Three	Portfolio Contribution	Return
EXOR	0.36%	5%	Melco International	-2.30%	-36%
Glanbia	0.13	2	Alibaba	-1.33	-35
Premier Foods	0.12	5	Prosus	-0.92	-18

## Performance at 9/30/2021

	Total Return (%)			Average Annual Return (%)				
	3Q	YTD	One Year	Five Year	Ten Year	15 Year	20 Year	Since Inception
International Fund	-9.59	-2.36	19.83	5.90	6.27	2.88	4.75	6.89
MSCI EAFE	-0.45	8.35	25.73	8.81	8.10	4.10	6.55	5.53

Returns reflect reinvested capital gains and dividends but not the deduction of taxes an investor would pay on distributions or share redemptions. Performance data quoted represents past performance; past performance does not guarantee future results. The investment return may be worth more or less than their original cost. Current performance of the fund may be lower or higher than the performance quoted. Performance data current to the most recent month end may be obtained by visiting [longleafpartners.com](http://longleafpartners.com).

**Before investing in any Longleaf Partners fund, you should carefully consider the Fund's investment objectives, risks, charges, and expenses. For a current Prospectus and Summary Prospectus, which contain this and other important information, visit [southeasternasset.com/account-resources](http://southeasternasset.com/account-resources). Please read the Prospectus and Summary Prospectus carefully before investing.**

**RISKS** - The Fund is subject to stock market risk, meaning stocks in the Fund may fluctuate in response to developments at individual companies or due to general market and economic conditions. Also, because the Fund generally invests in 15 to 25 companies, share value could fluctuate more than if a greater number of securities were held. Investing in non-U.S. securities may entail risk due to non-U.S. economic and political developments, exposure to non-U.S. currencies, and different accounting and financial standards. These risks may be higher when investing in emerging markets. MSCI EAFE Index (Europe, Australasia, Far East) is a broad based, unmanaged equity market index designed to measure the equity market performance of 22 developed markets, excluding the US & Canada. An index cannot be invested in directly.

October 2021

# Longleaf Partners International Fund Commentary 3Q21

Longleaf/  
Partners  
Funds

Longleaf Partners International Fund fell 9.59% in the third quarter vs. the MSCI EAFE Index's 0.45% decline, taking the Fund's year-to-date figure to -2.36% vs. the EAFE Index at 8.35%. The Fund's Hong Kong and China-listed businesses, together with two China-linked companies listed in Europe, drove the relative and absolute decline in the quarter. The rest of the portfolio essentially treaded water, with a handful of positive contributors in Europe and the Americas. The last six months in Asia have been reminiscent of the Asian Crisis in the late 1990's, when we first seeded the International Fund and established an office on the ground in Asia. We are no strangers to volatility in the region. As value investors, we recognize that macro-driven market swings can seriously impair some businesses overnight, while simultaneously creating compelling, historically discounted opportunities in others over the long term. We draw upon insights from our team on the ground in Asia and our extensive network of regional and industry experts, current and former investee company management teams and boards, asset management peers and clients to help inform our view. In addition to working with this network, we have been reviewing the portfolio's exposure and evaluating any potential value impact on a bottom-up, case-by-case basis.

---

**Average Annual Total Returns for the Longleaf Partners International Fund (9/30/21): Since Inception (10/26/98): 6.98%, Ten Year: 6.27%, Five Year: 5.90%, One Year: 19.83%. Average Annual Total Returns for the MSCI EAFE (9/30/21): Since Inception (10/26/98): 5.53%, Ten Year: 8.10%, Five Year: 8.81%, One Year: 25.73%.**

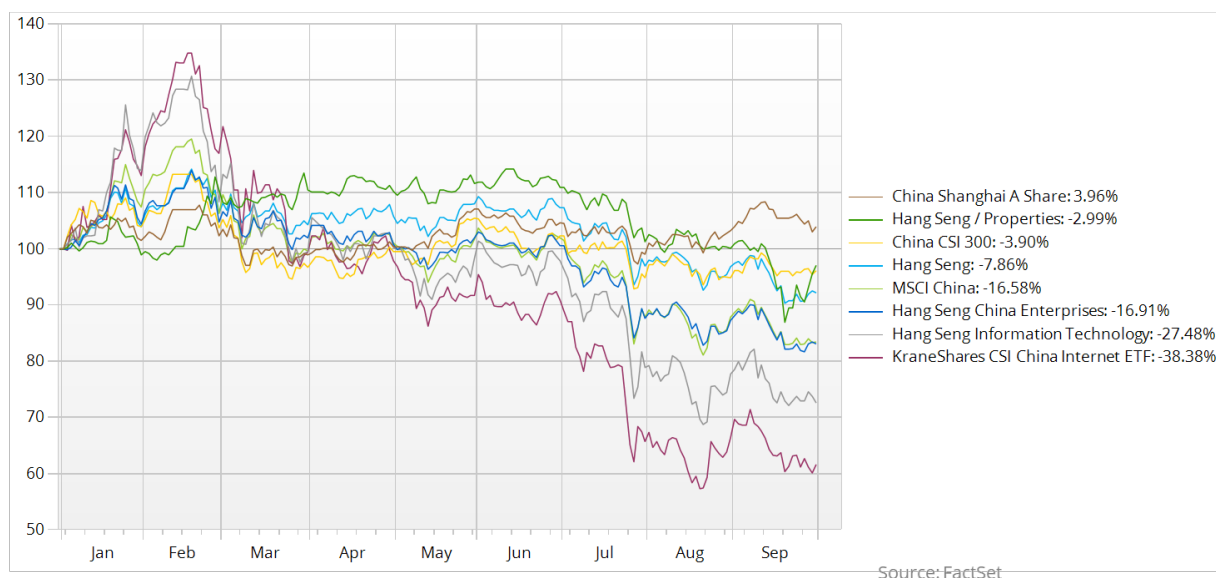
*Returns reflect reinvested capital gains and dividends but not the deduction of taxes an investor would pay on distributions or share redemptions. Performance data quoted represents past performance. Past performance does not guarantee future results. The investment return and principal value of an investment will fluctuate so that an investor's shares, when redeemed, may be worth more or less than their original cost. Current performance of the fund may be lower or higher than the performance quoted. Performance data current to the most recent month end may be obtained by visiting [southeasternasset.com](http://southeasternasset.com). The prospectus expense ratio before waivers is 1.20%. The International Fund's expense ratio is subject to a fee waiver to the extent the Fund's normal operating expenses (excluding interest, taxes, brokerage commissions and extraordinary expenses) exceed 1.15% of average net assets per year.*

## China: What happened?

Over the last seven months, both the Chinese government increasing regulation across multiple sectors and a fear of Evergrande being China's Lehman moment combined to result in a spike in market volatility and the largest decline in Chinese equity markets since the Global Financial Crisis, as shown in the chart below.

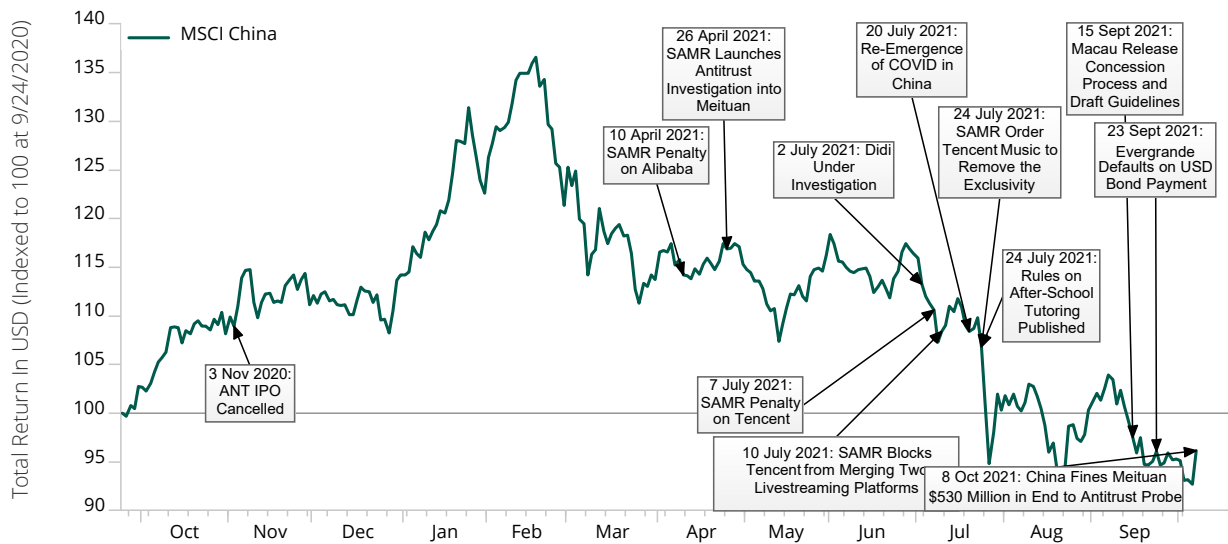
### China Equity Market Performance YTD

Total Return In USD (1/1/2021 to 9/30/2021)



In retrospect, China's most recent regulatory crackdown started in November 2020 when the Ant initial public offering was suspended, stoking fears about the tech sector being regulated, even if these fears subsided as 2021 began. Over the last seven months, market concern increased due to a variety of events detailed below:

## China Major Market Events



Source: FactSet

After an initial decline off market highs in February that seemed like a healthy correction and some milder regulatory actions in the spring that were manageable, markets took another leg down in July as the regulatory crackdown widened. First Didi and then the private education industry received scrutiny. After the private education sector was nearly put out of business due to harsh new regulations at the end of July, market declines accelerated. The market began to sell off anything that could be viewed as threatening China's social stability and security agenda. Our portfolio was further punished with both the release of guidelines for the Macau concession process (which has been planned for June 2022 for years, is unrelated to the tech crackdown and is discussed in more detail below) and Chinese real estate developer Evergrande defaulting on its USD bond payment in mid-to-late September, which further impacted our real estate and construction-related holdings. To further compound volatility created by regulatory action, COVID re-emerged in China, leading to restrictions and lockdowns across numerous cities in China.

### Macau

It has been known for years that all six Macau casino operators' licenses are scheduled to expire in June 2022. Right on schedule in mid-September, the Macau Special Administrative Region (SAR) announced that the government would overhaul the

primary regulation governing the casino industry, kicking off a 45-day consultation period for amendments to the gaming law in preparation for the much-expected re-licensing process. The consultation paper released indicated tighter (but not unexpectedly tighter in many operators' opinions) supervision and regulation to come with new licenses, creating uncertainty and ultimately a sell-off across the sector. The consultation covers nine main topics, with a few primary areas causing market concern: increased local ownership requirements; dividend restrictions; government oversight changes.

We do not view the license retender process as a new crackdown on Macau, which already underwent a "common prosperity" transformation in 2014 to 2016 when Xi Jinping's anti-corruption reform campaign dramatically shrunk the VIP junket business. The Macau gaming industry contributes 70-80% of the government's tax revenue and over 55% of gross domestic product (GDP) and is the largest employer in Macau. If you include ancillary businesses, such as hotel, food and beverage and retail, the industry's contribution is even higher. The gaming sector is an important pillar of the economy of the Macao SAR and accounts for over 17% of employment of the total employed population in Macau, underscoring the importance of the sector.

In the past few weeks, connected insiders have started to buy shares in their own Macau gaming companies at Galaxy and SJM, giving us further confidence in the prospects for Macau. We remain confident in our holding in Melco International, which is led by a local operator with strong ties to Macau and Mainland China. We discuss Melco in more detail below.

### **China and Hong Kong Property**

China's multi-year policy to deleverage the real estate sector took another meaningful step forward when the government imposed financial covenants last year on developers and severely restricted access to bank financing for developers who failed to meet the "3 Red Lines" leverage tests. The Chinese government is seeking to avoid a "Lehman Moment." It has been aggressively tackling the leverage and speculation in the real estate market to prevent an unhealthy misallocation of capital towards the real estate sector. Contagion fears spread from Evergrande to other Hong Kong-listed developers (and equity markets globally). Hong Kong property developers also weakened in September in reaction to a Reuters news article on September 17

claiming that mainland officials met with Hong Kong developers to redirect resources to help solve the housing shortage in Hong Kong. Fears of a "Common Prosperity" agenda, leading to housing price controls and the confiscation of idle landbank caused the Hang Seng Property Index to plunge. This volatile situation will likely create opportunity for the surviving businesses to acquire attractive property assets at a discount, but we recognize this could take some time.

### **Insider Purchases and Share Buybacks on the Rise**

We have seen a notable spike in insider buying across the region this year as prices have collapsed, including by Macau gaming operators, as discussed above. On top of higher levels of insider buying in sectors we own, we have seen a significant rise in share repurchase by companies run by owner-operators as share prices have corrected. Prosus (and underlying holding Tencent), Alibaba, Gree Electric, WH Group and CK Hutchison are buying back record amounts of shares. Gree is the largest share repurchaser in China after buying back almost 9% of the company, while paying out an 8.4% dividend yield at current prices. CK Hutchison's buybacks are running at 10x the previous year's levels. The companies and their management teams themselves know the situation far better than anyone else, and it is thus encouraging to see the ramped-up pace in share buybacks by owner-manager led companies at advantageous prices.

### **How are We Reflecting this in Our Portfolio?**

The chain of events highlighted above and splashed across headlines this year have had a strong impact on the share prices of our underlying holdings. We have been acutely focused on stress testing the portfolio and assessing the potential value impact to the businesses we own.

In the last six months, the research team has spoken with numerous contacts within our extensive global network of regional, sector and/or company-specific experts, management teams and boards, investment peers and clients, who have all helped us frame our understanding of what this environment means for our portfolio holdings. These insights range from how the world really has changed dramatically for something like the Chinese education sector (which we reviewed deeply this year but did not invest in) to how various other China-facing businesses will likely have lower growth in the near term but not be permanently impaired to how one of our long-time

Macau contacts described an item or two as “a bit out of the blue” but overall viewed this as in line with expectations and more of a “couple of months” problem.

Our contrarian instincts and our data going back many years suggest that when it feels the easiest to give up on an entire region, it is often the exact wrong time to do so. There are clear negatives on multiple fronts in China this year, but the resulting volatility has also created clear opportunity. The key learning from the past is that we must not squint on quality at a time like now. We are taking advantage of the current environment to upgrade the quality of what we own, just as we did coming out of COVID last year and in previous tough periods.

We have initiated three new investments – Alibaba, Gree and WH Group – in 2021 that have been thrown up by China-related volatility. While we were early in these businesses and felt some initial price pain as we built out the positions, we feel great about the long-term prospects of these three companies and their respective management. Alibaba has non-earning assets which are still in money-losing investment mode (including the cloud business and community group buying), so returns and profitability are deeply understated. As these businesses grow and scale up, they should generate high margins that will accelerate profitability and return on equity (ROE) going forward, despite regulatory pressures at the margin. In the meantime, Alibaba bought \$3.7 billion (bn) discounted shares since April 2021, and the company upsized its approved buyback plan, first from \$6bn to \$10bn in December 2020, and again to \$15bn in August 2021. WH Group (the largest pork company in the world) and Gree (the dominant air conditioner player in China), on the other hand, are free from the current regulatory uncertainty. Both companies are poised to benefit from the structural consumption upgrade in China, and the market volatility gave us the opportunity to buy these leading businesses at single-digit free cash flow (FCF) multiples. As discussed above, Gree initiated its first major share buyback program in 2020 and has since repurchased just under 9% of the company.

We sold our position in Baidu, as we believed there were better uses of Fund capital that did not face as strong of headwinds to value recognition. We reduced our position in Baidu early in the year in the wake of a dramatic price spike in mid-February, resulting in the stock producing a modest gain over our full holding period. We trimmed our positions in CK Asset and Great Eagle. We continue to own several

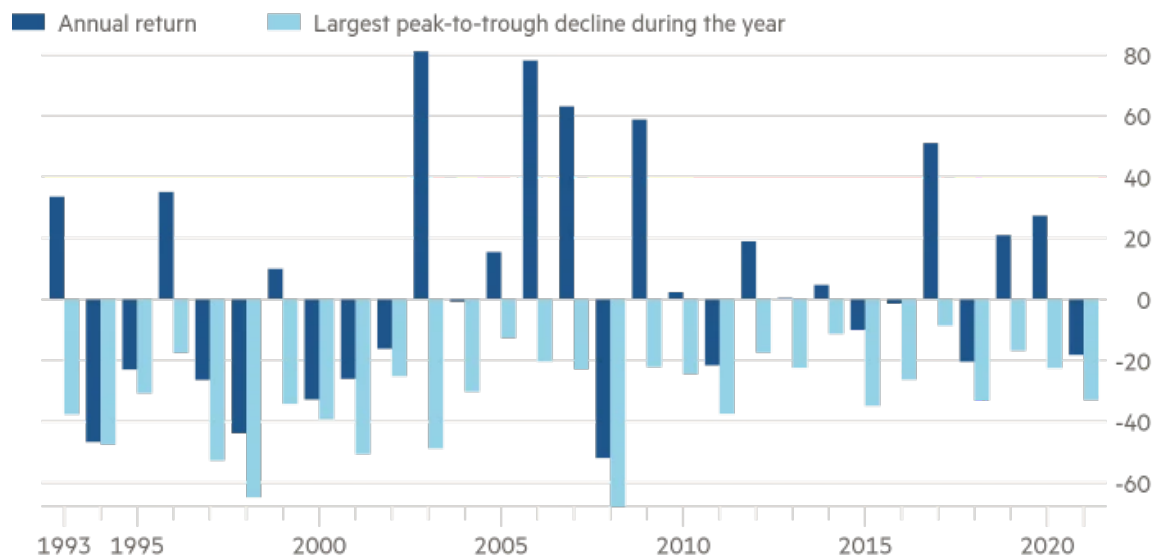


existing businesses in Asia where we remain confident in our original thesis and feel the market is simply over-reacting to short-term information. Prosus, CK Hutchison and Melco International are all down heavily for the year, collectively accounting for 40% of the Fund's relative shortfall in the quarter. Each of these companies are led by owner/operators with track records of shareholder-friendly behavior, buying back stock opportunistically and exploring value creating strategic moves. We are optimistic about each company from today's depressed levels.

It is important to remember that volatility in China is nothing new. As shown in the chart below, MSCI China Index's 2021 peak-to-trough drawdown is not far off the average annual drawdown over the past 20 years. The Chinese market has historically snapped back quickly, with annualized total returns outperforming most global markets and rewarding the long-term investor for stomaching the volatility. We believe that the companies we own can provide strong future returns over the long term that will compensate for the short-term pain felt this year.

## There are bear markets in Chinese stocks most years - but strong returns compensate for volatility

Change in MSCI China index (%)



Sources: Charles Schwab, Factset

© FT

## Contributors and Detractors

(Q3 Investment Return; Q3 Fund contribution)

EXOR (5%, 0.36%), the European holding company of the Agnelli family, was the top contributor for the quarter after reporting a first half NAV ahead of market estimates and 12.5% higher than year-end 2020. During the first half of 2021 EXOR focused on an increase in early-stage company investments, investing a further €122 million in EXOR Seeds, a division committing capital to promising early-stage companies. It also signed a €300mn partnership in June 2021 with World-Wide Investment Company Limited, a leading Hong Kong Family office, in order to invest in Italian medium-sized consumer goods companies. This trend is viewed positively by the market as it allows EXOR to potentially acquire exposure to more growth companies and to diversify its portfolio of unlisted assets. EXOR's, wholly-owned reinsurance company, PartnerRe, remains well positioned in a healthy insurance pricing environment for its rated paper balance sheet and for the nascent third party capital, fee generating business.

Glanbia (2%, 0.13%), the Irish-listed global nutrition company, was also a top contributor for the quarter. Performance Nutrition (GPN) delivered organic revenue growth of 27.8% for the first half of the year with growth driven by all markets on the back of channel reopening post lockdowns. EBIT (earnings before interest and taxes) margins were strong at 14% driven by price increases, operating leverage and benefits from the GPN transformation programme. Organic revenue growth for Nutritional Solutions (NS) was 16.7% with continued strong growth from the high margin premix business. This robust earnings momentum, coupled with the commencement of a renewed share buyback programme, was well received by the market. We believe Glanbia remains well positioned for the back half of the year and into 2022 and expect positive earnings revisions and more strategic developments.

Melco International (-36%, -2.30%), the Macau casino and resort operator, was a top detractor in the quarter. Melco's quarterly results were largely in-line with our expectations, but that was inconsequential in the context of ongoing travel restrictions and the market's misunderstanding of the news around the long-expected license renewal process. However, Melco is well positioned for the increased local ownership requirements, dividend restrictions and government oversight changes laid out in the government consultation. The local ownership requirements apply strictly towards the gaming concession company (in Melco's case, Melco Resorts Macau), and not the

publicly listed holding companies. Melco already meets these requirements, as CEO and Managing Director (and Macau permanent resident) Lawrence Ho holds 10% voting rights (no economic rights) at the concession company level and a majority equity interest in Melco International. Although the Macau government will now need to approve dividends under the new rules, we believe the goal is to make sure that proper investment is being made in Macau's gaming industry. Melco has a strong track record of both investing in the development of Macau and allocating capital intelligently elsewhere, including opportunistic buybacks at the right time. Finally, we view the requirement for a government representative to be a minimal change, as Macau gaming operations are already highly regulated, and the casino operators are already closely working with the Gaming Inspection and Coordination Bureau (DICJ).

Alibaba (-35%, -1.33%), the largest online retail platform in China, was also a core detractor in the quarter, as it was whipsawed by the events discussed above. Alibaba's China marketplace-based core commerce revenue grew 14% year-over-year (YOY) despite a high base but is expected. Q1 growth of 29% YOY in Alibaba's cloud business was below market expectations, but if we exclude the negative impact of a single customer (which had to terminate its Ali Cloud relationship in international markets due to geopolitical pressure), the growth has remained in the 40-50% range contrary to the market's bearish view. Alibaba has a proven track record of incubating new businesses that develop into multibillion-dollar franchises, and we are confident that current investments can achieve attractive internal rates of return (IRR) over time. In August, China passed PIPL (Personal Info Protection Law in China) which is China's version of Europe's GDPR (data protection and privacy). We believe its impact on Alibaba is relatively small compared to the audience targeting platforms. Alibaba is a private marketplace platform where consumers come with an intent to purchase. Alibaba does contextual marketing and does not engage in buying and selling data/traffic. While these new regulations could lower return on investment (ROI) on marketing dollars for merchants, the relative impact on e-commerce platforms like Alibaba will be lower than social networking, short video and livestreaming platforms. At today's depressed stock price, the underlying core China marketplace business, which we expect will compound at low to mid-teens rate in coming years, is only trading at a mid-single digit FCF. It is noteworthy that Alibaba is increasing its buyback authorization from \$10bn in December 2020 to \$15bn, which indicates management's positive view on Alibaba's growth prospects.

Prosus (-18%, -0.92%), a global consumer internet group, was another top detractor in the quarter. There are two key components to Prosus's NAV - its 29% stake in Tencent (which represents the majority of its appraisal) and the global e-commerce portfolio (which includes the food delivery, classifieds, payments and education technology investments). Tencent was impacted by increasing regulatory headwinds for the global online platform industry, as strict time restrictions were introduced for underage players, and new game approvals were halted. However, Tencent's longstanding control measures are already stricter than regulatory requirements, and spending by players under 16 on Tencent's games accounts for low-single digits of its China game grossing. We expect limited impact from further restrictions. More importantly, Tencent game has repositioned from a primarily China-centric business to a truly global business and therefore has more than tripled the addressable market. Its international game revenue has been growing at over 30% YOY in local currency and contributed 25% of the segment mix in the second quarter of 2021. For Prosus, we see a huge option value too with its fast-growing global e-commerce portfolio. The company has significantly invested in building the leading internet operations in the emerging markets, which have been delivering over 20% IRRs. The recent Naspers-Prosus share exchange transaction added complexity and resulted in a deeper price discount, even though the transaction was value-accretive to Prosus shareholders. We believe this level of discount is unwarranted, and the company continues to execute its second \$5bn share buyback program.

Holcim (-19%, -0.79%), the global cement and aggregates company, was the only meaningful detractor not driven by China volatility in the quarter. Despite strong first half results, old headlines about the (now closed) operations in certain Middle Eastern countries rose up again and weighed on stock performance. The fact is that this problem is much more behind the company than in front of it, given the issues arose under former management, none of whom are still in place today. Holcim is now in the capable hands of CEO Jan Jenisch, who bought shares personally, alongside other executives at Holcim, after the stock dropped due to these headlines. The company also announced yet another divestiture at a solid price when Holcim exited its non-core position in Brazil. Management will continue to focus on the markets where Holcim is strongest (sustainable products in Americas, Europe and India), while tilting its business mix away from less sustainable emerging market cement.

Gree Electric Appliances (-21%, -0.76%), the dominant air conditioner manufacturer in China, was a new position in the second quarter and a top detractor in the third quarter. We are familiar with Gree and its industry from a past investment in our Asia Pacific strategy in Midea, the other major Chinese air conditioning manufacturer. We believe the Chinese air conditioning industry is attractive as one of the few categories that has plenty of room for penetration upside, premiumization potential and market share gain. The top two players, Gree and Midea, have over 60% market share, and we expect their share to increase further, given the new energy efficiency standards coming into effect in the second half of 2020 and the current raw material cost hike headwinds for the industry. Despite net cash representing the majority of Gree's book value, the company has historically delivered over 20% ROE, which understates the very attractive return on capital of the business. We believe that Gree is underearning as it restructures its channel distribution system and clears out inventory. Furthermore, the company's governance and capital allocation policies are substantially improving as long-term shareholder Hillhouse Capital Group bought a 15% stake previously held by a state-owned enterprise shareholder, making it the largest Gree shareholder. We think the process of clearing out excess inventory in the distribution channel is almost over and that we are close to reaching an inflection point in earnings. The brand power of Gree remains strong, with its products selling at a premium to Midea's, and the channel restructuring this year should provide a good base for future growth and profitability. It is worthwhile to note that Gree has executed three consecutive share repurchase programs and ramped up the buyback pace after the share price corrected.

### **Portfolio Activity**

As discussed above, we exited Baidu in the quarter and trimmed CK Asset and Great Eagle to reduce our China exposure overall. We initiated a new position in WH Group and added to our new in 2021 positions in Gree and Alibaba to take advantage of high-quality opportunities created by the China volatility. We also trimmed positive performers EXOR and Domino's Pizza Group and increased our position in newer position in British company Premier Foods and existing European holding Millicom.

We believe that the extreme volatility in China has created the opportunity to own high quality businesses trading at a record discount. But we aren't looking only there, as our

on-deck list is currently extremely strong with prospective investments across multiple regions and industries. For example, we have done deep work on two (very different) continental European companies that are lumped with other “financials” but are actually high-quality fee driven businesses. We are close on a diversified UK company with strong management alignment. We have been closely watching the Spanish infrastructure industry again. We also have multiple Americas companies that are getting more interesting. And, of course, there are plenty more ideas in Asia (not just China) ranging from beverages to electronics.

### **Outlook**

Collectively our investments in China and Hong Kong have been a relative drag over the last decade at the current endpoint. This decade has been marked by cycle after cycle of volatility in Asia that just makes a lot of people want to give up. Ironically, this is the same kind of sentiment that led to the launch of the Fund over 20 years ago and that we saw in another rough period when Europe was similarly depressed 10 years ago. We improved the portfolio and our process out of both of those periods and delivered subsequently both times. With hindsight, we wish we were positioned differently going into this recent downcycle, but that doesn't make the go forward opportunity any less attractive. We acted quickly to update the quality of the portfolio by shifting our China exposure to businesses that we believe can navigate the current environment and deliver even more compelling future value as a result. Although our Europe and Americas-based stocks' performance was muted in the quarter, most of the companies grew their values.

For multiple letters we have pounded several important themes: non-US will revert and have its outperformance versus the US, just as we have seen in every cycle through history, and value will eventually out and have its day of relative outperformance against growth. We believe that the world outside of the US could be poised for a major reversal of long-in-the-tooth trends: US vs. non-US; large cap vs. small cap; steady dividends and readily apparent earnings per share (EPS) vs. no dividends and FCF/share power greater than current EPS; value vs. growth. Within this broader opportunity outside the US, the lower multiple and high (but hidden) quality companies where we are focused are doubly compelling. Current discounts are most extreme in Hong Kong and China, and we are not afraid to have a different weighting in this region than the index has. We also are not afraid to change our mind as things progress,

recognizing the ever-evolving nature of investments in China. We are excited for the opportunity the portfolio offers today and are adding to the Fund personally. We are confident that the Southeastern investment approach delivers on its promise of adding value and that this is a historically attractive relative and absolute opportunity to allocate funds outside of the US.

*See following page for important disclosures.*

*Before investing in any Longleaf Partners Fund, you should carefully consider the Fund's investment objectives, risks, charges, and expenses. For a current Prospectus and Summary Prospectus, which contain this and other important information, visit [southeasternasset.com/account-resources](http://southeasternasset.com/account-resources) Please read the Prospectus and Summary Prospectus carefully before investing.*

#### *RISKS*

*The Longleaf Partners International Fund is subject to stock market risk, meaning stocks in the Fund may fluctuate in response to developments at individual companies or due to general market and economic conditions. Also, because the Fund generally invests in 15 to 25 companies, share value could fluctuate more than if a greater number of securities were held. Investing in non-U.S. securities may entail risk due to non-US economic and political developments, exposure to non-US currencies, and different accounting and financial standards. These risks may be higher when investing in emerging markets.*

*MSCI EAFE Index (Europe, Australia, Far East) is a broad based, unmanaged equity market index designed to measure the equity market performance of 22 developed markets, excluding the US & Canada.*

*P/V ("price to value") is a calculation that compares the prices of the stocks in a portfolio to Southeastern's appraisal of their intrinsic values. The ratio represents a single data point about a Fund and should not be construed as something more. P/V does not guarantee future results, and we caution investors not to give this calculation undue weight.*

*Free Cash Flow (FCF) is a measure of a company's ability to generate the cash flow necessary to maintain operations. Generally, it is calculated as operating cash flow minus capital expenditures.*

*Internal rate of return (IRR) is the interest rate at which the net present value of all the cash flows from an investment equal zero.*

*Return on equity (ROE) is a measure of profitability that calculates how many dollars of profit a company generates with each dollar of shareholders' equity.*

*Earnings per share (EPS) is the portion of a company's net income allocated to each share of common stock.*

*The Global Financial Crisis (GFC) is a reference to the financial crisis of 2007-2008.*

*ROI (Return on Investment) measures the gain or loss generated on an investment relative to the amount of money invested.*



*As of September 30, 2021, the top ten holdings for the Longleaf Partners International Fund: EXOR, 8.9%; Glanbia, 6.4%; Lazard, 5.1%; Domino's Pizza Group (UK), 5.1%; Lanxess, 4.9%; Fairfax, 4.7%; GRUMA, 4.7%; Accor, 4.7%; Prosus, 4.6%; and Millicom, 4.6%. Fund holdings are subject to change and holding discussions are not recommendations to buy or sell any security. Current and future holdings are subject to risk.*

*Funds distributed by ALPS Distributors, Inc.*

LLP001235  
Expires 01/31/2022