

Longleaf Partners  
Asia Pacific UCITS Fund

*Quarterly  
Summary  
Report*

For the Quarter Ended  
30 June 2020

2Q20

# Longleaf Partners Asia Pacific UCITS Fund

+44 (0) 20 7479 4212 /  
southeasternasset.com

## Holdings (22)

	Activity*	Weight
Melco International		7.0 %
Prosus		7.0
Baidu		6.4
SoftBank		5.8
Tongcheng-Elong		4.7
MinebeaMitsumi		4.7
HDFC	NEW	4.6
MGM China		4.4
CK Asset Holdings		4.3
Midea		4.2
Man Wah		4.2
L'Occitane		4.2
Hitachi		4.2
New World Development		4.0
Richemont		3.9
Jollibee	NEW	3.8
Hyundai MOBIS		3.5
China Lesso	NEW	3.3
CK Hutchison		3.2
Trip.com		2.5
WH Group		2.0
Undisclosed	NEW	0.4
Cash		7.7
<b>Total</b>		<b>100.0%</b>

\*Full eliminations include the following positions:  
Seria and Toyota Motor.

## Fund Annual Returns

	Class I USD	MSCI AC Asia Pacific
2014**	1.30%	-1.39%
2015	-2.74	-1.96
2016	12.29	4.89
2017	37.94	31.67
2018	-21.45	-13.52
2019	18.58	19.36

Authorised and regulated by the Financial Conduct Authority.

## Long-Term / Concentrated / Engaged / Value

Founded in 1975, Southeastern Asset Management is an independent, global investment firm managing \$9.0 billion. Partnership is core to all that we do, and Southeastern's employees and related entities are the largest investors across the funds advised by Southeastern. Our 15-person global investment team are generalists, tasked with finding the best bottom-up opportunities across the globe.

The Fund seeks to own a concentrated portfolio of our best 18-22 ideas that meet our Business, People, Price investment criteria. We invest with a 3-5 year investment horizon and take advantage of short-term volatility to own high quality businesses, run by capable management teams, whose stock prices are trading temporarily at a discount. Our extensive, global network allows us to engage with our management partners to help drive long-term value creation.

## Share Class Information

	Class I USD	Class I GBP
Bloomberg Ticker	LPAPIUSI	LPAPIGB
Inception Date	2 December 2014	15 September 2017
Minimum Purchase (USD)	\$1,000,000	\$1,000,000
Management Fee	1.15%	1.15%
Total Expense Ratio	1.53%	1.57%
NAV per share	\$12.26	£9.84

## Performance Total Returns

	Class I USD	MSCI AC Asia Pacific	Class I GBP	MSCI AC Asia Pacific GBP
Month	6.15 %	5.14 %	5.81 %	5.20 %
Quarter	19.49	15.94	19.71	16.34
Year-to-date	-11.48	-6.42	-5.38	0.33
One Year	-7.89	1.04	-5.66	4.07
Three Year	-6.70	9.87	na	na
<i>Annualized</i>	-2.29	3.19	na	na
Five Year	19.49	21.79	na	na
<i>Annualized</i>	3.63	4.02	na	na
Since Inception	22.60	28.98	-3.43	14.41
<i>Annualized</i>	3.72	4.67	-1.24	4.95

## Performance Contribution

Top Performers	Return	Portfolio contribution	Bottom Performers	Return	Portfolio contribution
Man Wah	73 %	2.70 %	WH Group	-8 %	-0.19 %
SoftBank	45	2.25	Jollibee	-1	-0.08
Melco International	34	2.22	Undisclosed	2	0.00

### \*\*Partial year, from inception of 2 December 2014

No shares of the Asia Pacific UCITS Fund may be offered or sold in jurisdictions where such offer or sale is prohibited. Investment in the Asia Pacific UCITS Fund may not be suitable for all investors. Prospective investors should review the Asia Pacific UCITS Fund Prospectus (including risk factors), Key Investor Information Document (KIID), and the semi-annual and annual reports before making a decision to invest. Past performance is no guarantee of future performance, the value of investments, and the income from them may fall or rise and investors may get back less than they invested.

*This document is for informational purposes only and is not an offering of the Asia Pacific UCITS Fund.*

2Q20

# Longleaf Partners Asia Pacific UCITS Fund

## Sector Composition

Consumer Discretionary	45.2 %
Communication Services	12.2
Industrials	11.2
Real Estate	8.3
Consumer Staples	6.6
Financials	4.6
Information Technology	4.2
Cash	7.7

## Country Composition

Hong Kong	33.7 %
China	21.1
Japan	14.7
Netherlands	7.0
India	4.6
Switzerland	3.9
Philippines	3.8
South Korea	3.5
Cash	7.7

## Regional Composition

Asia ex-Japan	66.7 %
Japan	14.7
Europe ex-UK	10.9
Cash	7.7

## Disclosure Information

### Important information for Australian investors:

Southeastern Asset Management, Inc. ("Southeastern") and Southeastern Asset Management, Inc. Australia Branch, ARBN 155383850, a US company ("Southeastern Australia Branch"), have authorised the issue of this material for use solely by wholesale clients (as defined in the Corporations Act 2001 (Cth)) of Southeastern or of any of its related bodies corporate. By accepting this material, a wholesale client agrees not to reproduce or distribute any part of the material, nor make it available to any retail client, without Southeastern's prior written consent.

Southeastern and Southeastern Australia Branch are exempt from the requirement to hold an Australian financial services licence (AFSL) under the Corporations Act 2001 (Cth) in respect of financial services, in reliance on ASIC Class Order 03/1100, a copy of which may be obtained at the web site of the Australian Securities and Investments Commission, <http://www.asic.gov.au>.

The class order exempts bodies regulated by the US Securities and Exchange Commission (SEC) from the requirement to hold an AFSL where they provide financial services to wholesale clients in Australia on certain conditions. Financial services provided by Southeastern are regulated by the SEC, which are different from the laws applying in Australia.

### Important information for Belgian investors:

This document and the information contained herein are private and confidential and are for the use on a confidential basis only by the persons to whom such material is addressed. This document does not constitute and may not be construed as the provision of investment advice, an offer to sell, or an invitation to purchase, securities in any jurisdiction where such offer or invitation is unauthorized. The Longleaf Partners Global UCITS Fund and Longleaf Partners Asia Pacific UCITS Fund have not been and will not be registered with the Belgian Financial Services and Markets Authority (Autoriteit voor financiële diensten en markten/ Autorité des services et marchés financiers) as a foreign collective investment undertaking under Article 127 of the Belgian Law of 20 July 2004 on certain forms of collective management of investment portfolios. The offer in Belgium has not been and will not be notified to the Financial Services and Markets Authority, nor has this document been nor will it be approved by the Belgian Financial Services and Markets Authority. The shares issued by the Funds shall, whether directly or indirectly, only be offered, sold, transferred or delivered in Belgium to individuals or legal entities who are Institutional or Professional Investors" in the sense of Article 5§3 of the Belgian Law of 20 July 2004 on certain forms of collective management of investment portfolios (as amended from time to time), acting for their own account and the offer requires a minimum consideration of €250,000 per investor and per offer. Prospective investors are urged to consult their own legal, financial and tax advisers as to the consequences that may arise from an investment in the Fund.

### Important information for Brazilian investors:

THE PRODUCTS MENTIONED HEREUNDER HAVE NOT BEEN AND WILL NOT BE REGISTERED WITH ANY SECURITIES EXCHANGE COMMISSION OR OTHER SIMILAR AUTHORITY IN BRAZIL, INCLUDING THE BRAZILIAN SECURITIES AND EXCHANGE COMMISSION (COMISSÃO DE VALORES MOBILIÁRIOS - "CVM"). SUCH PRODUCTS WILL NOT BE DIRECTLY OR INDIRECTLY OFFERED OR SOLD WITHIN BRAZIL THROUGH ANY PUBLIC OFFERING, AS DETERMINED BY BRAZILIAN LAW AND BY THE RULES ISSUED BY CVM, INCLUDING LAW NO. 6,385 (DEC. 7, 1976) AND CVM RULE NO. 400 (DEC. 29, 2003), AS AMENDED FROM TIME TO TIME, OR ANY OTHER LAW OR RULES THAT MAY REPLACE THEM IN THE FUTURE.

ACTS INVOLVING A PUBLIC OFFERING IN BRAZIL, AS DEFINED UNDER BRAZILIAN LAWS AND REGULATIONS AND BY THE RULES ISSUED BY THE CVM, INCLUDING LAW NO. 6,385 (DEC. 7, 1976) AND CVM RULE NO. 400 (DEC. 29, 2003), AS AMENDED FROM TIME TO TIME, OR ANY OTHER LAW OR RULES THAT MAY REPLACE THEM IN THE FUTURE, MUST NOT BE PERFORMED WITHOUT SUCH PRIOR REGISTRATION. PERSONS WISHING TO ACQUIRE THE PRODUCTS OFFERED HEREUNDER IN BRAZIL SHOULD CONSULT WITH THEIR OWN COUNSEL AS TO THE APPLICABILITY OF THESE REGISTRATION REQUIREMENTS OR ANY EXEMPTION THEREFROM. [WITHOUT PREJUDICE TO THE ABOVE, THE SALE AND SOLICITATION IS LIMITED TO QUALIFIED INVESTORS AS DEFINED BY CVM RULE NO. 409 (AUG. 18, 2004), AS AMENDED FROM TIME TO TIME OR AS DEFINED BY ANY OTHER RULE THAT MAY REPLACE IT IN THE FUTURE.

THIS DOCUMENT IS CONFIDENTIAL AND INTENDED SOLELY FOR THE USE OF THE ADDRESSEE AND CANNOT BE DELIVERED OR DISCLOSED IN ANY MANNER WHATSOEVER TO ANY PERSON OR ENTITY OTHER THAN THE ADDRESSEE.

### Important information for Danish investors:

Each Fund's prospectus has not been and will not be filed with or approved by the Danish Financial Supervisory Authority or any other regulatory authority in Denmark and the shares have not been and are not intended to be listed on a Danish stock exchange or a Danish authorized market place. Furthermore, the shares have not been and will not be offered to the public in Denmark. Consequently, these materials may not be made available nor may the shares otherwise be marketed or offered for sale directly or indirectly in Denmark.

### Important information for Guernsey investors:

Neither the Guernsey Financial Services Commission nor the States of Guernsey Policy Council take any responsibility for the financial soundness of the Longleaf Partners UCITS Funds or for the correctness of any of the statements made or opinions expressed with regard to it.

If you are in any doubt about the contents of this document you should consult your accountant, legal or professional adviser or financial adviser.

Southeastern Asset Management has taken all reasonable care to ensure that the facts stated in this document are true and accurate in all material respects, and that there are no other facts the omission of which would make misleading any statement in the document, whether of facts or of opinion.

It should be remembered that the price of Fund shares and the income from them can go down as well as up.

# Longleaf Partners Asia Pacific UCITS Fund

## Disclosure Information

### Important information for Hong Kong investors:

No person may offer or sell in Hong Kong, by means of any document, any Shares other than (a) to “professional investors” as defined in the Securities and Futures Ordinance (Cap. 571) of Hong Kong and any rules made under that Ordinance; or (b) in other circumstances which do not result in the document being a “prospectus” as defined in the Companies Ordinance (Cap. 32) of Hong Kong or which do not constitute an offer to the public within the meaning of that Ordinance.

No person may issue, or have in its possession for the purposes of issue, whether in Hong Kong or elsewhere, any advertisement, invitation or document relating to the Shares, which is directed at, or the contents of which are likely to be accessed or read by, the public in Hong Kong (except if permitted to do so under the securities laws of Hong Kong) other than with respect to Shares which are or are intended to be disposed of only to persons outside Hong Kong or only to “professional investors” as defined in the Securities and Futures Ordinance (Cap. 571) of Hong Kong and any rules made under that Ordinance.

### WARNING

The contents of this document have not been reviewed by any regulatory authority in Hong Kong. You are advised to exercise caution in relation to the offer. If you are in any doubt about the contents of this document, you should obtain independent professional advice.

### Important information for Indian investors:

Southeastern Asset Management Inc.’s products and services are not being offered to the public and are only for private placement purposes. This marketing material is addressed solely to you and is for your exclusive use. Any offer or invitation by Southeastern is capable of acceptance only by you and is not transferrable. This marketing material has not been registered as a prospectus with the Indian authorities. Accordingly, this may not be distributed or given to any person other than you and should not be reproduced, in whole or in part. This offer is made in reliance to the private placement exemption under Indian laws

### Important information for Italian investors:

No offering of shares of the Longleaf Partners Unit Trust comprised of the Longleaf Partners Global UCITS Fund and Longleaf Partners Asia Pacific UCITS Fund (the “Funds”) has been cleared by the relevant Italian supervisory authorities. Thus, no offering of the Funds can be carried out in the Republic of Italy and this marketing document shall not be circulated therein – not even solely to professional investors or under a private placement – unless the requirements of Italian law concerning the offering of securities have been complied with, including (i) the requirements set forth by Article 42 and Article 94 and seq. of Legislative Decree No 58 of 24 February 1998 and CONSOB Regulation No 11971 of 14 May 1999, and (ii) all other Italian securities tax and exchange controls and any other applicable laws and regulations, all as amended from time to time. We are sending you the attached material as a follow up to the specific request received by you. You are fully aware that the Funds have not been registered for offering in Italy pursuant to the Italian internal rules implementing the UCITS IV directive. Therefore, you are expressly fully aware that the Italian protections granted by the applicable legal framework would not apply and you would be exclusively responsible for the decision to invest in the Funds. Moreover, you represent that you would only invest directly or on behalf of third parties to the extent that this is fully lawful and you comply with any conduct of business rules applicable to you in connection with such investment. You agree to refrain from providing any document relating to the Funds to any party unless this is fully compliant with applicable law.

### Important information for Jersey investors:

Financial services advertisement. This document relates to a private placement and does not constitute an offer to the public in Jersey to subscribe for the Shares offered hereby. No regulatory approval has been sought to the offer in Jersey and it must be distinctly understood that the Jersey Financial Services Commission does not accept any responsibility for the financial soundness of or any representations made in connection with the Fund. The offer of Shares is personal to the person to whom this document is being delivered by or on behalf of the Fund, and a subscription for the Shares will only be accepted from such person. This document may not be reproduced or used for any other purpose.

### Important information for Monaco investors:

The Longleaf Partners UCITS Funds described in this document have not been registered for sale in Monaco under applicable law. Neither the Longleaf Partners UCITS Funds nor its agents are licensed or authorized to engage in marketing activities in Monaco. Any marketing or sale of Longleaf Partners UCITS Funds will be undertaken or made in strict compliance with applicable law in Monaco.

By receiving this document, each recipient resident in Monaco acknowledges and agrees that it has contacted the Longleaf Partners UCITS Funds at its own initiative and not as a result of any promotion or publicity by the Longleaf Partners UCITS Funds or any of its agents or representatives. Monaco residents acknowledge that (1) the receipt of this document does not constitute a solicitation from the Longleaf Partners UCITS Funds for its products and/or services, and (2) they are not receiving from the Longleaf Partners UCITS Funds any direct or indirect promotion or marketing of financial products and/or services.

This document is strictly private and confidential and may not be (1) reproduced or used for any purpose other than evaluation of a potential investment in the Longleaf Partners UCITS Funds by the intended recipient, or (2) provided to any person or entity other than the intended recipient.

### Important information for New Zealand investors:

No shares are offered to the public. Accordingly, the shares may not, directly or indirectly, be offered, sold or delivered in New Zealand, nor may any offering document or advertisement in relation to any offer of the shares be distributed in New Zealand, other than: (A) to persons whose principal business is the investment of money or who, in the course of and for the purposes of their business, habitually invest money or who in all circumstances can be properly regarded as having been selected otherwise than as members of the public; or (B) in other circumstances where there is no contravention of the Securities Act 1978 of New Zealand.

### Important Information for Oman investors:

The Longleaf Partners APAC UCITS Fund has not been registered or approved by the Central Bank of Oman, the Oman Ministry of Commerce and Industry, the Oman Capital Market Authority or any other authority in the Sultanate of Oman. Southeastern Asset Management, Inc. has not been authorized or licensed by the Central Bank of Oman, the Oman Ministry of Commerce and Industry, the Oman Capital Market Authority or any other authority in the Sultanate of Oman, for discretionary investment management within the Sultanate of Oman. The shares in the Longleaf Partners APAC UCITS Fund have not and will not be listed on any stock exchange in the Sultanate of Oman. No marketing of any financial products or services has been or will be made from within the Sultanate of Oman and no subscription to any securities, products or financial services may or will be consummated within the Sultanate of Oman. Southeastern Asset Management, Inc. is not a licensed broker, dealer, financial advisor or investment advisor licensed under the laws applicable in the Sultanate of Oman, and, as such, does not advise individuals resident in the Sultanate of Oman as to the appropriateness of investing in or purchasing or selling securities or other financial products. Nothing contained in this document is intended to constitute investment, legal, tax, accounting or other professional advice in, or in respect of, the Sultanate of Oman. This document is confidential and for your information only and nothing is intended to endorse or recommend a particular course of action. You should consult with an appropriate professional for specific advice rendered on the basis of your situation.

### Important Information for Qatar investors:

This document is not intended to constitute an offer, sale or delivery of the Longleaf Partners UCITS Funds or other securities under the laws of the State of Qatar. The offer of the Longleaf Partners UCITS Funds has not been and will not be licensed pursuant to Law No. 8 of 2012 (“QFMA Law”) establishing the Qatar Financial Markets Authority (“QFMA”) and the regulatory regime thereunder (including in particular the QFMA Regulations issued vide QFMA Board Resolution No.1 of 2008, QFMA Offering and Listing Rulebook of Securities of November 2010 (“QFMA Securities Regulations”) and the Qatar Exchange Rulebook of August 2010) or the rules and regulations of the Qatar Financial Centre (“QFC”) or any laws of the State of Qatar.

The document does not constitute a public offer of securities in the State of Qatar under the QFMA Securities Regulations or otherwise under any laws of the State of Qatar.

The Longleaf Partners UCITS Funds are only being offered to a limited number of investors, less than a hundred in number, who are willing and able to conduct an independent investigation of the risks involved in an investment in such Funds. No transaction will be concluded in the jurisdiction of the State of Qatar (including the QFC).

# Longleaf Partners Asia Pacific UCITS Fund

## Disclosure Information

### Important information for South African investors:

This Document and any of its Supplement(s) are not intended to be and do not constitute a solicitation for investments from members of the public in terms of Cisca and do not constitute an offer to the public as contemplated in section 99 of the Companies Act. The addressee acknowledges that it has received this Document and any of its Supplement(s) in the context of a reverse solicitation by it and that this Document and any of its Supplement(s) have not been registered with any South African regulatory body or authority. A potential investor will be capable of investing in only upon conclusion of the appropriate investment agreements. This document is provided to you for informational purposes only. For more information, including a prospectus and simplified prospectus, potential eligible investors should call Gwin Myerberg at 44 (0)20 7479 4212 or gmyerberg@SEasset.com. Ms. Myerberg is a Representative employed by Southeastern Asset Management, which accepts responsibility for her actions within the scope of her employment. Potential eligible investors should read the prospectus and simplified prospectus carefully, considering the investment objectives, risks, charges, and expenses of the product, before making any investment decision. Past performance is no guarantee of future performance. The value of investments, and the income from them, may fall or rise and investors may get back less than they invested. Southeastern Asset Management is an authorized financial services provider with FSP No. 42725.

### Important information for Spanish investors:

The sale of the shares of Longleaf Partners Global UCITS Fund and Longleaf Partners Asia Pacific UCITS Fund (the "Funds") which this document refers to have not been registered with the Spanish National Securities Market Commission ("Comision Nacional del Mercado de Valores") pursuant to Spanish laws and regulations and do not form part of any public offer of such securities in Spain. Accordingly, no shares in the Funds may be, and/or are intended to be publicly offered, marketed or promoted, nor any public offer in respect thereof made, in Spain, nor may these documents or any other offering materials relating to the offer of shares in the Fund be distributed, in the Kingdom of Spain, by the Distributor or any other person on their behalf, except in circumstances which do not constitute a public offering and marketing in Spain within the meaning of Spanish laws or without complying with all legal and regulatory requirements in relation thereto. This document and any other material relating to Fund shares are strictly confidential and may not be distributed to any person or any entity other than its recipients.

### Important information for Swedish investors:

The following materials are intended only for qualified investors. This material shall not be reproduced or publicly distributed. The Longleaf Partners Unit Trust is not authorised under the Swedish Investment Funds Act. The shares of the Fund are being offered to a limited number of qualified investors and therefore this document has not been, and will not be, registered with the Swedish Financial Supervisory Authority under the Swedish Financial Instruments Trading Act. Accordingly, this document may not be made available, nor may the shares otherwise be marketed and offered for sale in Sweden, other than in circumstances which are deemed not to be an offer to the public in Sweden under the Financial Instruments Trading Act.

### Important information for Swiss investors:

The jurisdiction of origin for the Longleaf Partners UCITS Funds is Ireland. The representative for Switzerland is ARM Swiss Representatives SA., Route de Cite-Ouest 2, 1196 Gland. The paying agent for Switzerland is NPB Neue Private Bank Ltd., Limmatquai 1, 8022 Zurich. The Prospectus, the KIID, the Trust Deed, as well as the annual and semi-annual reports may be obtained free of charge from the representative in Switzerland. The current document is intended for informational purposes only and shall not be used as an offer to buy and/or sell shares. The performance shown does not take account of any commissions and costs charged when subscribing to and redeeming shares. Past performance may not be a reliable guide to future performance.

### Important information for UAE investors:

This document is being issued to a limited number of selected institutional/sophisticated investors: (a) upon their request and confirmation that they understand that neither Southeastern Asset Management, Inc. nor the Longleaf Partners Asia Pacific UCITS Fund have been approved or licensed by or registered with the United Arab Emirates Central Bank ("UAE Central Bank"), the Securities and Commodities Authority ("SCA"), the Dubai Financial Services Authority ("DFSA") or any other relevant licensing authorities or governmental agencies in the United Arab Emirates (including the DIFC), nor has the placement agent, if any, received authorization or licensing from the UAE Central Bank, SCA, the DFSA or any other relevant licensing authorities or governmental agencies in the United Arab Emirates (including the DIFC); (b) on the condition that it will not be provided to any person other than the original recipient, is not for general circulation in the United Arab Emirates (including the DIFC) and may not be reproduced or used for any other purpose; and (c) on the condition that no sale of securities or other investment products in relation to or in connection with either Southeastern Asset Management, Inc. or the Longleaf Partners Asia Pacific UCITS Fund is intended to be consummated within the United Arab Emirates (including the DIFC). Neither the UAE Central Bank, SCA nor the DFSA have approved this document or any associated documents, and have no responsibility for them. The shares in the Longleaf Partners Asia Pacific UCITS Fund are not offered or intended to be sold directly or indirectly to retail investors or the public in the United Arab Emirates (including the DIFC). No agreement relating to the sale of the shares is intended to be consummated in the United Arab Emirates (including the DIFC). The shares to which this document may relate may be illiquid and/or subject to restrictions on their resale. Prospective investors should conduct their own due diligence on the shares. If you do not understand the contents of this document you should consult an authorized financial advisor.

### Important information for UK investors:

The KIID and Full Prospectus (including any supplements) for this fund are available from Southeastern Asset Management International (UK) Limited which is authorized and regulated by the Financial Conduct Authority in the United Kingdom.

In the United Kingdom, this document is being distributed only to and is directed at (a) persons who have professional experience in matters relating to investments falling within article 19(5) of the Financial Services and Markets Act 2000 (Financial Promotion) Order 2001 (as amended) (the "Order") or (b) high net worth entities and other persons to whom it may be otherwise lawfully be communicated, falling within Article 49(2) of the Order (all such persons being referred to as "relevant persons"). This document must not be acted on or relied on by persons who are not relevant persons. Any investment activity to which this document relates is available only to relevant persons and will be engaged in only with relevant persons. Any person who is not a relevant person should not act or rely on this document or any of its contents. No person may issue, or have in its possession for the purposes of issue, whether in Hong Kong or elsewhere, any advertisement, invitation or document relating to the Shares, which is directed at, or the contents of which are likely to be accessed or read by, the public in Hong Kong (except if permitted to do so under the securities laws of Hong Kong) other than with respect to Shares which are or are intended to be disposed of only to persons outside Hong Kong or only to "professional investors" as defined in the Securities and Futures Ordinance (Cap. 571) of Hong Kong and any rules made under that Ordinance.

# Asia Pacific UCITS Fund Commentary 2Q20

For Professional Investors Only

The Longleaf Asia Pacific UCITS Fund returned 19.49% in the quarter, outpacing the MSCI AC Asia Pacific Index's 15.94% in the period.

## Portfolio Returns at 30/06/20 – Net of Fees

	2Q20	YTD	1 Year	3 Year	5 Year	Since Inception 2/12/2014
APAC UCITS (Class I USD)	19.49%	-11.48%	-7.89%	-2.29%	3.63%	3.72%
MSCI AC Asia Pacific Index	15.94%	-6.42%	1.04%	3.19%	4.02%	4.67%
Relative Returns	+3.55%	-5.06%	-8.93%	-5.48%	-0.39%	-0.95%

Selected Indices*	2Q20	YTD	1 Year	3 Year	5 Year
Hang Seng Index	4.64%	-11.98%	-11.80%	1.57%	1.95%
TOPIX Index (JPY)	11.24%	-8.19%	3.08%	1.22%	1.36%
TOPIX Index (USD)	11.18%	-7.29%	3.12%	2.62%	3.92%
MSCI Emerging Markets	18.08%	-9.78%	-3.38%	1.90%	2.86%

\*Source: Bloomberg; Periods longer than one year are annualized

After a challenging first quarter, capital markets across most asset classes staged a V-shaped recovery in the second quarter. Fueled by an unprecedented amount of liquidity injections by central banks and record fiscal stimulus worldwide, markets seemed to look past surging unemployment, an inevitable collapse in near-term corporate earnings and fear of COVID-19 second waves, and focused instead on the reopening and recovery narrative.

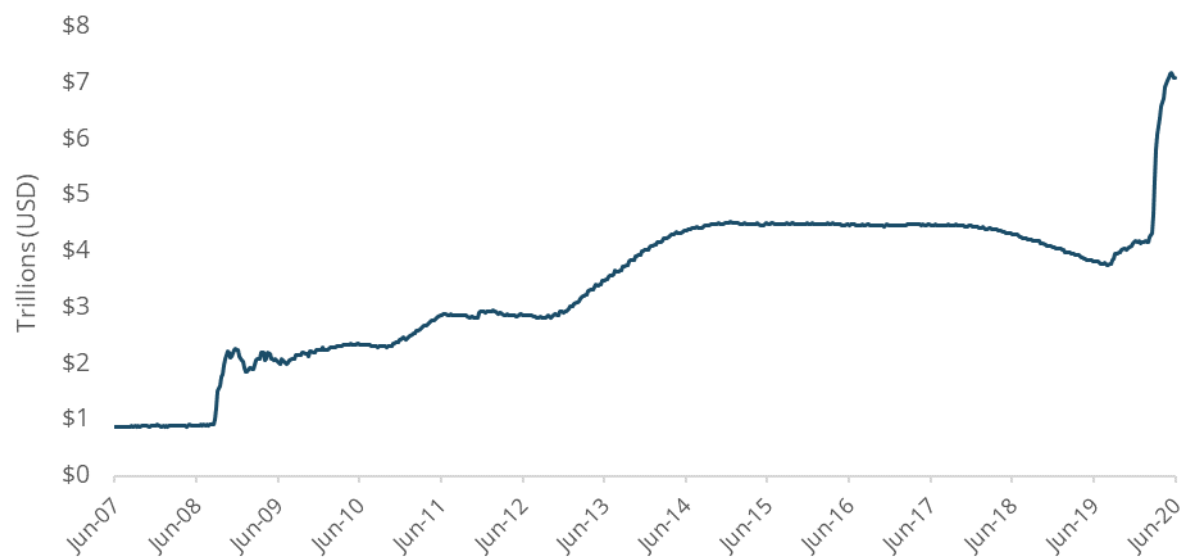
As shown in the chart below, the US Federal Reserve printed close to 3 trillion dollars between early March and mid-June, expanding its balance sheet by 70%, and throwing it at the markets. The Fed further assured the markets that it firmly stands behind ensuring stability and will not run out of ammunition in doing so. According to economic research firm Gavekal, "In the US, the fiscal response to the COVID crisis so far amounts

to 20x the Marshall Plan, or 5.5x the New Deal (in constant US dollars)."  
<https://blog.evergreengavekal.com/towards-more-of-the-same/>

Interest rate cuts globally shifted the yield curve downwards and further reduced the discount rates used to price risk assets. We continue to use 9% to discount future cash flows in our appraisals, with higher discount rates in selected emerging markets. The US 10-year Treasury is yielding 65 basis points, and the 10-year inflation-indexed Treasury (TIPS) is yielding negative 75 bps. The Austrian government recently issued a 100-year bond at 85 bps, which is now yielding less than 70 bps. Investors are paying over 140x earnings for an Austrian government bond with zero likelihood of any growth in coupons!

#### Federal Reserve Balance sheet (in Trillion USD):

27-June-2007 to 23-June-2020



Source: Board of Governors of the Federal Reserve System (US), Assets: Total Assets: Total Assets, retrieved from FRED, Federal Reserve Bank of St. Louis; <https://fred.stlouisfed.org/series/WALCL>, July 6, 2020.

In the context of ever-higher liquidity, an almost zero risk-free rate, and falling credit spreads, we believe there is no better alternative than equities. However, after dropping by 31% for the year through March 23, the S&P 500 staged a dramatic 39% recovery in a matter of weeks and ended the second quarter down just 3% for the year. The

following tweet by Director of Research at Ritholtz Wealth Management Michael Batnick captured the sentiment well — "We've gone from recession to depression to recovery to euphoria in less than 100 days".

The MSCI AC Asia Pacific Index also marked the bottom for the year on March 23, down 29%. While we expected recovery from those oversold levels, the pace and magnitude of this V-shaped market recovery have surprised us. The index has recovered 31% since March 23 and is now down 6.4% YTD. We have rarely seen such a broad decoupling of the financial markets from economic reality. We are facing the worst pandemic in our lifetimes and the biggest economic contraction since the Great Depression...yet equity and fixed income markets remain strong.

We see numerous risks which may not be adequately discounted in broader markets today:

- **Second Wave:** As most countries emerge from various versions of lockdowns, there is a heightened risk of a second wave of COVID infections. We already see this in many countries, including China, India, and South Korea. Could we see rolling lockdowns if cases of new infections rise higher? The economic outlook for the rest of the year is shrouded in high uncertainty and hinges on avoiding a re-acceleration of the COVID outbreak.
- **Geopolitics:** The two biggest economies in the world are trading blows on the trade front, and their navies are playing chicken in the South China Sea. COVID has further strained the already tenuous relationship between the US and China. With the US presidential election in November, we see a higher risk of US-China tensions affecting business and macro sentiment. We believe that US-China relations will remain tense in the medium term, regardless of who is elected president of the United States. On another front, the two most populous countries (China and India) are literally trading blows along their shared border, and events have taken a dangerous turn in recent



weeks with the first loss of life in four decades in skirmishes along the disputed border area.

- **Real economic impact:** Market sentiment is buoyed by enormous monetary and fiscal stimulus, but when this emergency support is retracted, only then will we know the actual effect of COVID on employment, consumer behavior, and corporate earnings. It is hard to determine the long-term impact of this pandemic on the consumer — will they spend now, or will they be frugal and save more for a rainy day? We might see higher levels of defaults and bankruptcies that would lead to higher levels of sustained unemployment. The economic recovery is more likely to be bumpy and gradual, rather than the V-shaped recovery we have seen in capital markets. Furthermore, the prospect of higher corporate and income tax rates, especially in the United States under a Biden administration, will be a further headwind to the equity capital markets.
- **Liquidity:** Central bank support could wear thin both in magnitude and effectiveness. The liquidity injection was front-loaded — \$2.3 trillion out of the Fed's \$2.8 trillion stimulus was completed in the first month — and after the initial shock-and-awe response, it has tapered down as the marginal utility of every incremental stimulus dollar decreased.
- **Vaccine:** Markets have rallied on any early signs of vaccines or treatments, but it could be a while before we have a workable solution in place. Most health experts believe a vaccine could take many months to more than a year to complete clinical trials and then begin mass production and distribution.
- **Inflation:** It may be hard to imagine inflation in today's world of excess labor and manufacturing capacity, empty hotels, malls and office buildings, low energy prices, and demand contraction. However, we have a very powerful counterforce of global supply chain disruption and the trends towards more local production. Globalization and "offshoring" have probably been the most significant deflationary factors over

the last two decades. But now, not buying the cheaper product made in China will mean buying a more expensive product made in the US. If there is a return of inflation, interest rates will likely go higher, impacting risk asset prices.

### **How have we positioned our portfolio, given the potential risks outlined above?**

While we are very much bottom-up investors and focus on buying businesses, we are not blind to powerful macro trends. At all four levels — the Consumer, the Company, the Country, and the Currency — we believe Asia is attractively priced with a higher margin of safety, conservatively capitalized with financial flexibility, and a greater ability to compound value compared to the US and Europe. In the US, the government, corporates, and consumers suffer from excess leverage at all three levels, exacerbated by record fiscal spending at the government level, significant share repurchases and lackluster earnings growth at the corporate level, and high unemployment and little income growth at the consumer level. Asian countries have the fiscal space and external buffers in the form of international reserves to cushion the economic shock caused by the pandemic. In fact, Asian countries account for six of the top ten countries with the largest foreign reserves globally.

No central bank has been as aggressive in printing money as the Fed, with the Fed's balance sheet expanding by about \$3 trillion in less than three months, and the US money supply growing ten times faster than the US nominal GDP growth rate. Such a vast supply of dollars is likely to lead to US dollar weakness over time. We would expect currencies that have not monetized the COVID crisis as aggressively as developed economies have to do well over time, which bodes well for Asian currencies and economies. With a substantial amount of emerging market (EM) capital spending still being financed in dollars, a weaker dollar will typically be favorable for EM growth. Asia EM is one of the few regions in the world left that provides investors with a positive real yield curve. We believe that Asian currencies are substantially undervalued relative to the US dollar, which should provide a tailwind for returns in Asia. The ubiquitous Big Mac is 38%, 53%, 45%, and 50% cheaper than a US Big Mac in Japan, India, China, and the Philippines, respectively. As shown in the chart below, Asian currencies have started appreciating relative to the US dollar since the Fed's stimulus initiation in late March.

## Asia Dollar Index

Year to Date as of 30-June-2020



Source: Bloomberg

We increased our allocation to dominant Asian consumer companies, which we believe will continue to compound faster than GDP growth, in light of the risks outlined above. We believe the Asian consumer will continue to grow purchasing power, driven by secular growth trends of urbanization, a relatively young and growing population, growth of the middle class, access to credit, and premiumization. Some consulting firms believe that Asian consumers will drive 50% of all global consumption growth by 2030. In the case of luxury goods, Asian consumers already contribute the majority of incremental demand for brands like Richemont, LVMH, Chanel, and Hermes.

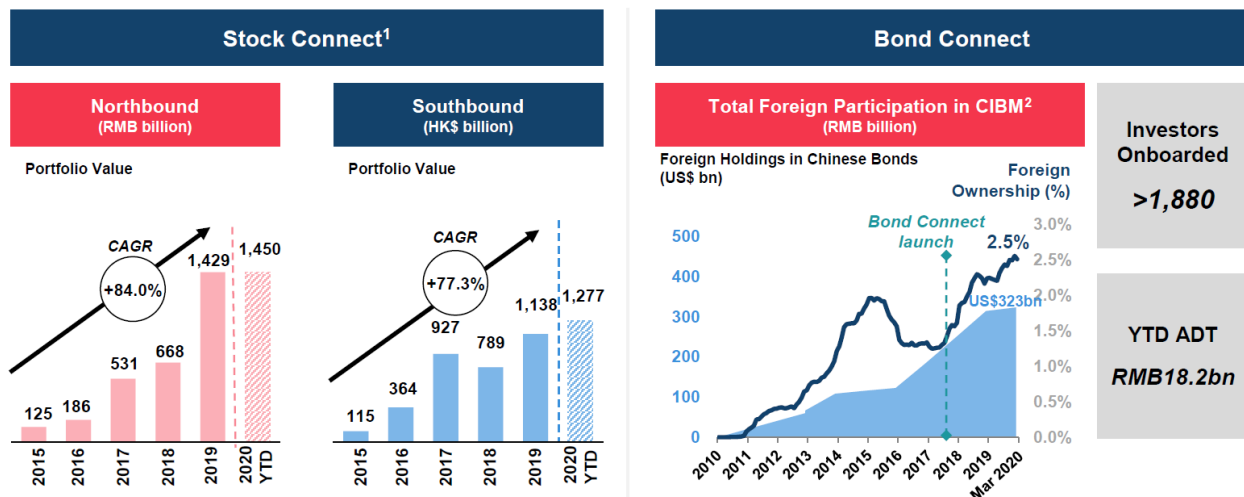
"Over the past two decades, global poverty has dropped dramatically. Some 1.2 billion people have been propelled into the consuming class, meaning that they have passed the income level at which they can begin to make significant discretionary purchases. This is one of the greatest economic success stories in history — and it is very much an Asian story." Source: McKinsey Global Institute – "Asia's Future is Now"

We increased exposure to Asian consumer companies that rely more on their local economies and currencies, are less dependent on trade, tariffs, and geopolitics, and have dominant market positions that bless them with pricing power. As discussed in

detail below, all four companies (one undisclosed) purchased in the quarter demonstrate this domestic focus, market dominance, and economies of scale.

China imposed a new security law for Hong Kong, calling into question Hong Kong's status as an international finance center. This security provision is included in Hong Kong's Basic Law, but it has never been implemented. Hong Kong last tried passing it in 2003, but failed due to public opposition. After watching social unrest and protests increase over the past few years in Hong Kong, President Xi Jinping has taken ownership of this issue to give the People's Republic of China (PRC) the legislative support to restrict political dissent and to deal with any serious challenges to the Mainland's authority over Hong Kong.

## C | Transformational Growth from China's Opening



Source: HK Exchanges and Clearing Limited

Hong Kong is a critical financial hub for China, whose importance is growing rapidly. About 40% of Chinese IPO capital is raised via the Hong Kong markets, and about 50% of total international funds deployed in mainland China's capital markets are made via Hong Kong's stock connect program. We expect this to increase over time, as the US stock exchanges have become more hostile towards Chinese listing candidates. Massive secondary listings of Alibaba, JD.com, and NetEase in Hong Kong in the last few months

have solidified Hong Kong's position as the primary international financial center through which global capital can invest in Chinese equities. We expect this to remain the case until Mainland China is prepared to eliminate capital controls. With the US passing laws that could potentially lead to the delisting of Chinese companies from US stock exchanges, China needs a stable Hong Kong now more than ever, where international capital feels safe investing in Chinese equities. China wants to end political dissent and the pro-democracy movement in Hong Kong, while retaining a "one country two systems" common law regime to ensure its status as an international financial hub. While the equity markets reacted negatively to this news, this action could be supportive of Hong Kong markets longer term, in as much as it sanitizes Hong Kong of political risk and leads to higher capital inflows from mainland institutions, more than offsetting any international capital that might leave the region.

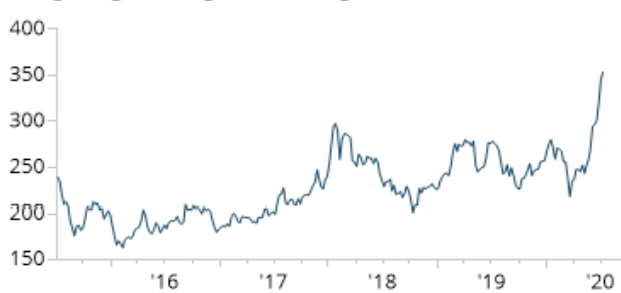
Indeed, the stock market has regained lost ground, and the Hong Kong dollar is at the strong side of its trading band. With the recent large number of capital raisings on the Hong Kong stock exchange, the demand for Hong Kong dollars has increased. The Hong Kong stock exchange's market capitalization has hit record highs in anticipation of several massive IPOs of Chinese companies re-domiciling from the US to Hong Kong. As shown below, secondary home prices have also recovered in recent weeks. Most new residential project launches have seen high sell-through rates without much discounting, including our portfolio company, CK Asset, which saw a 99% sell-through rate at its Sea to Sky project in Tseung Kwan O district at elevated prices. Another portfolio company, New World Development, just sold two non-core properties for around \$465 million at a 3.5% cap rate (~\$3,100 per square foot).

**Centaline Secondary Housing Price Index**



Source: [http://www1.centadata.com/ci/ci\\_e.htm](http://www1.centadata.com/ci/ci_e.htm)

**Hong Kong Exchanges & Clearing Ltd. (388-HK) Price Chart**



Source: Factset

India has been one of the worst-hit countries by the COVID pandemic. As we discussed in our Q3 2019 letter, the Indian economy was already struggling with a financial crisis (especially in the Non-Bank Financial Company = NBFC space) and forced deleveraging coming into 2020. The pandemic has made the situation much worse. The combination of a weak social safety net program, poor healthcare infrastructure, and a large unorganized sector has made India highly vulnerable to disruption by COVID. The Modi administration instituted one of the strictest and longest nationwide lockdowns globally to avoid overwhelming the fragile healthcare system. This lockdown has come with a considerable cost of lives and livelihoods. At the same time, the government's hands have been tied on the stimulus front, given fiscal deficit concerns, and a 20 trillion rupee stimulus package (10% of GDP) is more of liquidity injections and credit guarantees, rather than fiscal spending. In the March 2020 fiscal year, GDP growth fell to 4.2% compared to 6.1% in FY19. GDP is expected to contract by over 5% this year. Furthermore, tensions with China have escalated and will inevitably lead to more protectionism and a breakdown in trade relationships, further hurting growth prospects in the near term. An exodus of foreign capital has brought valuations in India down to more interesting levels. There is a saying that goes: "India does not change when there are better options. India changes when there are no options." The Modi government, having won an absolute mandate last year, is putting in place meaningful policy reforms that aim to bring growth back to its true potential, if executed correctly. We find ourselves spending more time searching for opportunities in India today than at any other time since the launch of this strategy.

## PORTFOLIO CHANGES

Shifts in sentiment from optimism to hopelessness and back, short-termism, and a move towards passive investing (which does not discriminate on fundamentals and valuations) result in the extreme volatility that we observe in markets today. At market highs, everybody thinks the market or a stock is going higher, and crowds extrapolate the trend. At the lows, extreme pessimism takes hold that things are terrible, and can only get worse — crowds extrapolate this downward trend.

This volatility is our friend, as it allows us to buy strong franchises at discounted prices. In the second quarter, we continued to upgrade our portfolio on both qualitative and quantitative (price-to-value) fronts. It may be helpful to recap here what key characteristics we look for in our investments:

1. **Strong businesses:** We want to own businesses that can sustainably earn high returns on invested capital (ROIC) relative to their cost of capital and have attractive reinvestment opportunities (or a long runway for growth). Such businesses tend to have strong competitive moats and high barriers to entry. An economic moat could take the form of brand strength, intellectual property, a network effect, economies of scale (low cost), switching costs, etc. Such businesses are consistent compounders throughout the cycle.
2. **Good people:** We want to partner with owner-operators with skin in the game, who think and act in the best interests of shareholders. They are astute capital allocators focused on growing NAV per share (organically and/or inorganically) and closing the discount to NAV.
3. **Attractive valuations:** We are business appraisers — for every potential investment, we estimate the intrinsic value of the business based on our conservative expectations of its free cash flow generation capability. We want to invest with a sizable margin of safety — typically a 30-50% discount to our appraisal value. It is important to note that value growth (the compounding ability) is just as important as the Price-to-Value (P/V) ratio.
4. **Financial flexibility:** Financial leverage (especially when combined with operating leverage) can be fatal during down cycles. We want to invest in businesses that

have the financial flexibility to survive crises and the willingness and ability to go on offense in times like today because the best deals are often found during the worst times.

Strong businesses with smart managers are typically not on sale. But every once in a while, due to company-specific or broader macro reasons, prices correct to a point that offers us our desired margin of safety. We just need to be prepared and wait patiently. Given that we run a concentrated 20-company portfolio with a long-term horizon, our pipeline of opportunities is rarely dry. The fear side of extreme volatility this quarter offered us a chance to initiate four new investments ( three are discussed below). These are high-quality franchises we have followed and admired for many years, which became competitive for our capital for the first time.

We funded these investments by exiting our investments in Seria and Toyota. Seria, the second-largest 100 yen store operator in Japan, was a beneficiary of the COVID pandemic driven by strong sales of masks, disinfectants, and home cleaning equipment, and delivered same-store sales growth that exceeded our expectations. The share price appreciated and closed the gap to our appraisal value. Toyota is arguably the most robust car manufacturer globally with best in class scale, products, R&D, and a fortress-like net cash balance sheet, but this business is highly capital intensive and has high operating leverage. We believe lockdowns, combined with a weak outlook for demand, will lead to low fixed cost absorption and margin dilution for all automakers. Furthermore, in a world fraught with trade tensions between most major economies, we believe production will increasingly become more local, and companies like Toyota, which have optimized a just-in-time global supply chain, will be at risk. Toyota's stock price was relatively more resilient, and we exited our position to invest in higher returning, more consistent compounders at lower P/Vs.

We trimmed Tongcheng Elong and Man Wah after their strong performance on the back of a recovery in China's domestic consumption. We also marginally reduced our investment in Baidu, MinebeaMitsumi, MGM China, New World Development, Prosus, and Trip.com after a surprisingly strong relief rally. We ended the quarter with around



8% cash, which is higher than usual. We are allocating some of this cash to new investments that we have initiated post-quarter. Any remaining cash balance will serve as dry powder in these volatile times, which we expect we can put to work quickly.

### New investments:

**Housing Development Finance Corporation:** HDFC is the largest non-banking financial company in India with an unparalleled, long-term track record of growth and disciplined underwriting. HDFC and its affiliate, HDFC Bank, have been consistent compounders over the last two decades. HDFC's book value per share has grown at 18% CAGR during the previous ten years, return on equity (ROE) has been around 20%, and cumulative write-offs since inception (1977) are under 15 basis points of cumulative loan disbursements.

HDFC started as a specialized housing mortgage company in India. Beyond its core housing finance operations, HDFC has created numerous industry leaders over the last 20 years: HDFC Bank, HDFC Asset Management, HDFC Life Insurance, General Insurance (HDFC Ergo), and student lending business Credila. Under the leadership of Chairman Deepak Parekh, CEO Keki Mistry, and Managing Director Renu Karnad, HDFC not only created companies worth over \$150 billion, but also helped enable the value discovery for most of these businesses by listing them once they reached critical mass. Each of these associates/subsidiaries is a market leader in its space with best-in-class operating metrics and management.

HDFC has the lowest cost of funds, highest asset quality, strongest capital position, and most efficient cost-to-income ratio (9%) of its peer group. While the near term looks challenging due to a decline in housing loan demand, asset quality issues in construction finance, and a central bank imposed moratorium, we believe competitors will struggle on the liquidity and solvency fronts, yielding market share to HDFC. Its associate HDFC Bank reported preliminary Q1 FY21 results with deposits up 25% YoY (up 4% QoQ) and loans up 21% YoY (up 1% QoQ) despite the weak macro context and COVID lockdowns. In the March quarter, when most of the financial sector was struggling with liquidity, HDFC Bank grew deposits by 800 billion rupees (~\$11 billion) — the highest quarterly

deposit growth in its 25-year history. HDFC is a major beneficiary of the flight to quality, which we expect will continue for the foreseeable future.

HDFC is a lending franchise we have always admired, but only from the sidelines. Even during the Global Financial Crisis, it traded at over 2x adjusted book value. HDFC and its listed entities have hit a rough patch lately due to severe macro conditions, and the NBFC crisis further aggravated by COVID. Carrying its listed holdings at market value (which were all down 20-30% themselves YTD), we paid around ~1x book value or 10x earnings for its core mortgage business. The core mortgage business can continue compounding at a mid-to-high teens rate long term given improved affordability, low mortgage to GDP penetration, demographics (the average home buyer is 39-years old in India and 2/3<sup>rd</sup> of the Indian population is below 35-years old), urbanization, government incentives to increase housing ownership, and attractive interest rates.

**China Lesso:** We initiated a position in China Lesso, the largest plastic pipe manufacturer in China during the quarter. China Lesso commands a 17% market share in China, while the second biggest player has less than 5% market share. This market position gives the company an unmatched scale advantage. Plastic pipes are bulky, and transportation costs create barriers to move products around. As a result, pipe manufacturers have a strong local competitive advantage within a certain distance from their manufacturing plants. China Lesso is the only player in China that has set up a nationwide production footprint with 25 plants in 16 provinces. While the company's national market share is 17%, it has more than 40% market share in Southern China, with 54% of its pipe sales from the region. Given its scale, China Lesso is a price leader in the plastic pipe industry. Its pricing power is reflected in its cost-plus model and stable margins. Since its IPO in 2010, China Lesso's gross profit margin has been steady at around 27%, with a net margin of about 11% while achieving double-digit revenue growth.

China Lesso was founded by Wong Luen Hei and his wife in 1996. Both of them remain heavily involved in the business today, and Mr. Wong's family owns about 68% of China Lesso. The COVID concerns in the broader market weakened the share price by 30% and provided an attractive entry point for us. Adjusting for the value of its Lesso Home

segment, a collection of real estate investments that are still under development and not earning profits yet, we are paying around 10x FCF for this dominant plastic pipe business. We expect China Lesso to benefit not only from increased spending on infrastructure, but also from oil price declines, which reduce their raw material costs.

**Jollibee Food:** We initiated an investment in Jollibee Food Corporation (JFC), the largest restaurant company in the Philippines, with almost 6,000 stores worldwide – 3,528 Group-owned and franchised stores in the Philippines and 2,446 stores overseas. From humble beginnings as an ice cream parlor in the 1970s, JFC rapidly expanded through the organic growth of the Jollibee brand and a string of acquisitions of multiple brands, generating over \$4.8bn system-wide sales last year. JFC is the dominant quick-service restaurant (QSR) player with over 50% market share (by store network) in the Philippines, larger than McDonald's and KFC in the region. Chairman Tony Tan Caktiong and his brother, CEO Ernesto Tanmantiong, who collectively own around 56%, run JFC as prudent owner-operators with good operation and execution capabilities. We like the company's focus on ROIC and the long runway for profitable growth opportunities in the Philippines and overseas.

Long an EM consumer franchise darling, we have been monitoring JFC as the stock price plummeted from a greater than 300 pesos per share level last year as a result of an earnings drag following the overseas acquisitions of Coffee Bean & Tea Leaf (CBTL) and Smashburger, operational issues at Red Ribbon Philippines in 2019, and COVID's broad negative impact on QSR players.

We believe in management's ability to turnaround the two acquired brands that have high potential with attractive store economics. Smashburger is already showing encouraging results since JFC management took full control last year, and its newly opened stores in better locations are posting much higher sales than old stores. JFC management also took over at CBTL this year and are making significant overhead cost reductions, aiming to achieve profitability this year. JFC fixed Red Ribbon's operational issues, and we believe the company can emerge stronger when things normalize after

COVID, as smaller independent operators find it challenging to absorb the impact of the difficult economic conditions.

JFC has ample room to grow profitability in both domestic and overseas markets. In the Philippines, it is one of the few original burger franchises that was able to stave off McDonald's entry into the country and retain its dominant position. JFC generates healthy incremental ROIC in the Philippines, generating ROIC between 20-22% and, translating to a 3-4 year store payback (after paying franchise fees). We expect JFC's brands to continue their rapid growth, as the company is one of the principal beneficiaries of strong consumption growth in the domestic market, given its strong dominance and high-quality offerings at the right prices with a strong runway for continued growth in less penetrated areas beyond the main island of Luzon.

We are even more excited about JFC's overseas growth potential. JFC's expansion plans are skewed towards overseas markets, where its store penetration is much lower and where its stores generate higher ROICs than domestic stores. For example, in 2019, the Jollibee brand in Vietnam achieved ROIC of more than 20 percent, and both the Jollibee brand in North America and Highlands Coffee in Vietnam achieved ROIC of more than 30 percent, all well above JFC's cost of capital. The average ticket size and store revenues are significantly higher in developed markets, which contributes to two-year payback periods. Jollibee is sought after not only by Filipinos, but also by locals globally with its localized, quality food offerings at the right prices. We believe JFC's international expansion has just begun and is likely to compound over many years with high same-store sales (SSS) growth and aggressive store additions. JFC has a good track record of acquisition and execution — acquisitions lead to short-term earnings drag, but provide long-term growth potential and value from turnarounds. We are effectively paying <1x sales and <10x EBITDA for this consumer franchise that has higher ROIC and growth potential than other leading QSR players.

**Performance Review**

2Q20			YTD 2020		
	Contribution to Portfolio Return (%)	Total Return (%)		Contribution to Portfolio Return (%)	Total Return (%)
<b>Top Five</b>			<b>Top Five</b>		
Man Wah	+2.70	+73	Prosus	+2.25	+35
SoftBank Group	+2.25	+45	SoftBank Group	+1.49	+20
Melco	+2.22	+34	Tongcheng-Elong	+1.46	+27
Prosus	+1.92	+33	Man Wah	+1.24	+35
Tongcheng-Elong	+1.57	+28	Seria*	+0.75	+17
<b>Bottom Five</b>			<b>Bottom Five</b>		
WH Group	-0.19	-8	Ebara**	-2.33	-41
Jollibee	-0.08	-1	Melco	-2.32	-31
Undisclosed	+0.00	+2	L'Occitane	-1.59	-29
China Lesso	+0.05	+7	CK Hutchison	-1.54	-29
CK Hutchison	+0.13	+0	Trip.com	-1.46	-22

\*sold in 2Q20, \*\*sold in 1Q20

**TOP PERFORMERS:**

**Man Wah**, the leading recliner sofa manufacturer in China, was the top contributor in the quarter. The financial year ending March 2020 was challenging due to tariff increases for US exports and demand shock in the March quarter due to COVID. Still, Man Wah was able to respond to changes and deliver results that exceeded market expectations. In the domestic market, Man Wah continues to maintain its dominant position in the recliner sofa space and further expanded its market share to 50%, compared to 45% a year ago. Man Wah has actively integrated its online-offline channels and delivered strong growth since April, driven by both pent-up demand and increased penetration of recliners during the lockdown. Overseas markets are lagging China in the post-COVID recovery, but the company's offshore business represents a small portion of profits. Once the recovery starts, Man Wah's presence in tax-advantaged Vietnam will give the company a strong competitive advantage in export sales to the US. It is encouraging that the company has increased dividend payouts and share repurchases in 2020, demonstrating its confidence in the business.

**SoftBank Group**, an internet and telecom investment holding company, was also a strong contributor for the quarter. We discussed SoftBank in detail in our last letter, and since then, SoftBank has made significant progress on its recently announced plans to sell 4.5 trillion yen (~\$41 billion) in assets and use up to 2 trillion yen (~\$18.5 billion) of the proceeds to buy back shares. SoftBank raised \$3 billion by selling some SoftBank Corporation shares, another \$11.5 billion by selling some Alibaba, and around \$20 billion by selling the majority of its T-Mobile stake (another \$10 billion by 2024).

SoftBank completed the 500 billion yen buyback that was announced in Q1, and is currently repurchasing shares under its May 2020 500 billion yen authorization. At its AGM on June 25, the company announced an additional 500 billion yen buyback authorization. In total, this 1.5 trillion yen buyback authorization (~\$14 billion) to date is equal to about 18% of the free float. While the company's shares have appreciated almost 100% from its March lows, SoftBank still trades at a 50% discount to SoftBank's estimate of its NAV (<https://group.softbank/en/ir/stock/sotp>).

**Melco International**, the Macau casino and resort holding company, was a contributor for the quarter. Its operating subsidiary Melco Resorts (MLCO) reported better than expected results in the first quarter, driven by a higher than normal hold rate and meaningful market share gains. As the new hotel Morpheus continues to ramp up, MLCO gained +5.1 points of gross gaming revenue (GGR) market share QoQ to 22.1%. This, combined with optimism around the potential easing of travel restrictions, led to a strong stock performance from last quarter's oversold levels.

Macau's operating environment remains challenging due to COVID-induced travel restrictions in the region. With the borders of China, Hong Kong, and Macau effectively closed, Q2 GGR was down over 95% YoY. Macau has been very effective in containing the spread of the virus with no new local cases and only one imported case in the last two months of the quarter. Yet, the casinos are largely empty and will remain so as long as there is a 14-day quarantine requirement by the neighboring Chinese province of Guangdong (which accounts for 46% of Chinese visitation to Macau). Hong Kong has seen a minor second wave of COVID and extended the border restrictions until August

7. There is increasing optimism (partly fueled by comments from Macau's Chief Executive Ho Iat Seng) that a travel bubble between Guangdong and Macau will be formed, which could jumpstart the recovery, but it would take many months to get back to normalized earnings power and would require lifting the ban on individual visit visas and group tours by Mainland authorities.

MLCO management is managing its balance sheet and cash flows well during these tough times. They have reduced daily cash costs by over 25%, liquidated their stake in Crown, reduced capital expenditure for the year by 35%, and canceled quarterly dividends. MLCO has \$3.2 billion of available liquidity, which is equivalent to 20 months of fully loaded cash burn (including capex and interest expense) in a zero-revenue scenario. Additionally, Melco International has received a waiver on loan principal amortizations until the end of 2020 from its lenders.

We are encouraged to see our partner CEO Lawrence Ho investing over \$50 million of personal capital in Melco International shares during the quarter in arguably his largest-ever open market purchase.

**Prosus**, a global consumer internet group, was a contributor in the quarter. Its 31% stake in Tencent, which represents the largest driver of value, demonstrated significant resilience during the pandemic. Both Tencent's key business segments – online advertising and gaming – grew revenues by 30% in the March quarter, as consumers spent more time on their mobile phones during the lockdown. Tencent has been a significant driver of Prosus's internet investment returns, helping to achieve a portfolio IRR of 37% since 2002. Even excluding the Tencent investment, the rest of the internet portfolio made an 18% IRR in the same period. Prosus is still operating at a loss, driven primarily by investment in areas such as food delivery, which grew food orders by 102% last year. Classifieds and Payments & Fintech segments have turned profitable at the core.

Prosus has both the discipline and financial strength to navigate the current uncertain environment. Over the past year, Prosus made only 54 investments after evaluating over 5,000 potential transactions. At a time when cash is king, Prosus has \$4.5 billion of net cash and an undrawn \$2.5 billion revolving credit facility. Furthermore, they have no debt maturing until 2025. Despite such a strong track record and fundamentals, Prosus continues to trade at a significant discount to its NAV. We are encouraged to see components linked to narrowing the holding company discount included in management's performance incentive program. Management is committed to reducing this discount and has clearly outlined the steps they have taken so far in their inaugural annual report:

"We are openly exploring and acting upon measures to reduce the holding company discount. Key value-creating actions over the past two years include unbundling the MultiChoice Group, which unlocked approximately US\$4bn of value for our shareholders; selling our stake in Indian ecommerce company Flipkart; and creating Prosus to successfully list our international internet assets on Euronext Amsterdam. At the time of the listing the Prosus value unlock was ~US\$10bn through the reduction of the discount to the combined net asset value of Prosus and Naspers. Management engages with shareholders and investors with greater frequency. Our reporting includes focused messaging on the path to profitability for our core segments and the future potential of food delivery. We provide biannual updates on our internal rate of return (IRR), for the total portfolio and for ecommerce."

**Tongcheng-Elong (TCEL)**, one of the top three online travel agencies in China, was a contributor in the quarter. TCEL reported first-quarter results that were better than market expectations. Despite COVID causing severe disruptions to the entire travel industry and reducing the company's revenue by 44% YoY, TCEL remained profitable with an adjusted EBITDA margin of 16%, benefiting from its large portion of costs being variable and management's efficiency to keep costs under control. TCEL is well-positioned in the online travel agency (OTA) space, as more than 95% of its revenues come from the domestic market, which is recovering faster than international travel. Lower-tier cities are resuming travel more quickly than higher-tier cities, and TCEL has



86% of its registered users from non-first tier cities, giving the company another competitive advantage. Management still sees vast opportunities ahead as lower-tier cities' online penetration is well below that of higher-tier cities. With a net cash balance sheet and profitable underlying operations, TCEL should be able to sail through the pandemic headwinds and compound value per share over time.

#### **BOTTOM PERFORMERS:**

**WH Group**, the largest pork producer and marketer in the world, was a detractor for the quarter. With food being an essential item, the demand for its products remained strong, but supply in China was constrained temporarily due to logistical issues caused by lockdowns in Q1. As a result, the company's performance was quite resilient in the first quarter, with its China business's operating profit growth over 20% YoY and its US business's operating profit up 106%. However, in Q2, some of its US meat processing plants were closed down for a few weeks due to COVID cases among its workers. Around 30% of US packaged meat sales are to foodservice channels (restaurants) and given COVID lockdown measures, these sales have declined drastically (offset somewhat by an increase in sales at retail stores). Finally, US-China trade war tensions are resurfacing and could keep making headlines going into the US elections in November, which could add to the holding's volatility. WH Group, a dominant, branded consumer staples company with a strong balance sheet (net debt to EBITDA <1X), and is highly undervalued at current levels. Using its A-share listed Shuanghui stake at market value, Smithfield Foods (the US and Europe business) trades at a negative equity value for a business with an underlying EBITDA earnings power of over \$1.2 billion.

**CK Hutchison**, a conglomerate of telecommunications, health & beauty, infrastructure, global ports, and energy, was a bottom performer in the quarter. Husky Energy is facing challenges in the current oil environment, but Husky is just a low single-digit percentage of CK Hutchison's overall appraisal. Health and beauty chain Watson's stores in China are back in business post lockdown, and the number of stores reopening in Europe increases daily. We expect sequential improvement in the second half of the year. While global port total volume will decline in 2020, given CK Hutchison's ports are in key hub ports locations in Europe and Asia, its ports should outperform the broader industry.

The telecom division is the least impacted in the current environment; lockdowns and widespread remote work have improved business volume and asset utilization. The recent European Court ruling in favor of the 2016 merger between Three UK and O2 UK signals a more positive attitude towards mergers and acquisitions in the telecom industry. It is likely to stimulate greater consolidation and higher valuations in the European telecom industry, which would be positive for CK Hutchison. Also, CK Hutchison completed the legal separation of its tower assets in June, and we expect the business to start exploring ways to realize value by a potential monetization of their towers business.

### **Outlook**

In closing, we would like to thank you for your continued trust and partnership during this highly volatile environment. We expect this volatility to continue and we remain at your disposal for a candid dialogue on our portfolio and outlook. Our Price-to-Value ratio remains attractive at 65%, the current cash level is at 8% (although some of that is already targeted to fill out new positions), and we are ready with a full on-deck list of investments should the market give us an opportunity.

*See the following pages for important disclosures.*

This document is for informational purposes only and is not an offering of the Longleaf Partners UCITS Funds. No shares of the Longleaf Partners Asia Pacific UCITS Fund ("Fund") may be offered or sold in jurisdictions where such offer or sale is prohibited. Any performance is for illustrative purposes only. Current data may differ from data quoted. Investment in the Fund may not be suitable for all investors. Potential eligible investors in the Fund should read the prospectus and the Key Investor Information Document (KIID) carefully, considering the investment objectives, risks, charges, and expenses of the product, before making any investment decision. The value of investments, and the income from them, may fall or rise and investors may get back less than they invested. Past performance is no guarantee of future performance. Investment in the Fund may not be suitable for all investors. This document does not constitute investment advice – investors should ensure they understand the legal, regulatory and tax consequences of an investment in the Fund.

Any subscription may only be made on the terms of the Prospectus and subject to completion of a subscription agreement.

P/V ("price-to-value") is a calculation that compares the prices of the stocks in a portfolio to Southeastern's appraisal of their intrinsic values. The ratio represents a single data point about a Fund and should not be construed as something more. P/V does not guarantee future results, and we caution investors not to give this calculation undue weight.

"Margin of Safety" is a reference to the difference between a stock's market price and Southeastern's calculated appraisal value. It is not a guarantee of investment performance or returns.

Important information for Australian investors:

Southeastern Asset Management, Inc. ("Southeastern") and Southeastern Asset Management, Inc. Australia Branch, ARBN 155383850, a US company ("Southeastern Australia Branch"), have authorised the issue of this material for use solely by wholesale clients (as defined in the Corporations Act 2001 (Cth)) of Southeastern or of any of its related bodies corporate. By accepting this material, a wholesale client agrees not to reproduce or distribute any part of the material, nor make it available to any retail client, without Southeastern's prior written consent.

Southeastern and Southeastern Australia Branch are exempt from the requirement to hold an Australian financial services licence (AFSL) under the Corporations Act 2001 (Cth) in respect of financial services, in reliance on ASIC Class Order 03/1100, a copy of which may be obtained at the web site of the Australian Securities and Investments Commission, <http://www.asic.gov.au>.

The class order exempts bodies regulated by the US Securities and Exchange Commission (SEC) from the requirement to hold an AFSL where they provide financial services to wholesale clients in Australia on certain conditions. Financial services provided by Southeastern are regulated by the SEC, which are different from the laws applying in Australia.

Important information for Belgian investors:

This document and the information contained herein are private and confidential and are for the use on a confidential basis only by the persons to whom such material is addressed. This document does not constitute and may not be construed as the provision of investment advice, an offer to sell, or an invitation to purchase, securities in any jurisdiction where such offer or invitation is unauthorized. The Longleaf Partners Global UCITS Fund and Longleaf Partners Asia Pacific UCITS Fund have not been and will not be registered with the Belgian Financial Services and Markets Authority (Autoriteit voor financiële diensten en markten/ Autorité des services et marchés financiers) as a foreign collective investment undertaking under Article 127 of the Belgian Law of 20 July 2004 on certain forms of collective management of investment portfolios. The offer in Belgium has not been and will not be notified to the Financial Services and Markets Authority, nor has this document been nor will it be approved by the Belgian Financial Services and Markets Authority. The shares issued by the Funds shall, whether directly or indirectly, only be offered, sold, transferred or delivered in Belgium to individuals or legal entities who are Institutional or Professional Investors" in the sense of Article 5§3 of the Belgian Law of 20 July 2004 on certain forms of collective management of investment portfolios (as amended from time to time), acting for their own account and the offer requires a minimum consideration of €250,000 per investor and per offer. Prospective investors are urged to consult their own legal, financial and tax advisers as to the consequences that may arise from an investment in the Fund.

Important information for Brazilian investors:

THE PRODUCTS MENTIONED HEREUNDER HAVE NOT BEEN AND WILL NOT BE REGISTERED WITH ANY SECURITIES EXCHANGE COMMISSION OR OTHER SIMILAR AUTHORITY IN BRAZIL, INCLUDING THE BRAZILIAN SECURITIES AND EXCHANGE

COMMISSION (COMISSÃO DE VALORES MOBILIÁRIOS - "CVM"). SUCH PRODUCTS WILL NOT BE DIRECTLY OR INDIRECTLY OFFERED OR SOLD WITHIN BRAZIL THROUGH ANY PUBLIC OFFERING, AS DETERMINED BY BRAZILIAN LAW AND BY THE RULES ISSUED BY CVM, INCLUDING LAW NO. 6,385 (DEC. 7, 1976) AND CVM RULE NO. 400 (DEC. 29, 2003), AS AMENDED FROM TIME TO TIME, OR ANY OTHER LAW OR RULES THAT MAY REPLACE THEM IN THE FUTURE. ACTS INVOLVING A PUBLIC OFFERING IN BRAZIL, AS DEFINED UNDER BRAZILIAN LAWS AND REGULATIONS AND BY THE RULES ISSUED BY THE CVM, INCLUDING LAW NO. 6,385 (DEC. 7, 1976) AND CVM RULE NO. 400 (DEC. 29, 2003), AS AMENDED FROM TIME TO TIME, OR ANY OTHER LAW OR RULES THAT MAY REPLACE THEM IN THE FUTURE, MUST NOT BE PERFORMED WITHOUT SUCH PRIOR REGISTRATION. PERSONS WISHING TO ACQUIRE THE PRODUCTS OFFERED HEREUNDER IN BRAZIL SHOULD CONSULT WITH THEIR OWN COUNSEL AS TO THE APPLICABILITY OF THESE REGISTRATION REQUIREMENTS OR ANY EXEMPTION THEREFROM. [WITHOUT PREJUDICE TO THE ABOVE, THE SALE AND SOLICITATION IS LIMITED TO QUALIFIED INVESTORS AS DEFINED BY CVM RULE NO. 409 (AUG. 18, 2004), AS AMENDED FROM TIME TO TIME OR AS DEFINED BY ANY OTHER RULE THAT MY REPLACE IT IN THE FUTURE. THIS DOCUMENT IS CONFIDENTIAL AND INTENDED SOLELY FOR THE USE OF THE ADDRESSEE AND CANNOT BE DELIVERED OR DISCLOSED IN ANY MANNER WHATSOEVER TO ANY PERSON OR ENTITY OTHER THAN THE ADDRESSEE.

**Important information for Danish investors:**

Each Fund's prospectus has not been and will not be filed with or approved by the Danish Financial Supervisory Authority or any other regulatory authority in Denmark and the shares have not been and are not intended to be listed on a Danish stock exchange or a Danish authorized market place. Furthermore, the shares have not been and will not be offered to the public in Denmark. Consequently, these materials may not be made available nor may the shares otherwise be marketed or offered for sale directly or indirectly in Denmark.

**Important information for Guernsey investors:**

Neither the Guernsey Financial Services Commission nor the States of Guernsey Policy Council take any responsibility for the financial soundness of the Longleaf Partners UCITS Funds or for the correctness of any of the statements made or opinions expressed with regard to it. If you are in any doubt about the contents of this document you should consult your accountant, legal or professional adviser or financial adviser.

Southeastern Asset Management has taken all reasonable care to ensure that the facts stated in this document are true and accurate in all material respects, and that there are no other facts the omission of which would make misleading any statement in the document, whether of facts or of opinion. It should be remembered that the price of Fund shares and the income from them can go down as well as up.

Important information for Hong Kong investors:

No person may offer or sell in Hong Kong, by means of any document, any Shares other than (a) to "professional investors" as defined in the Securities and Futures Ordinance (Cap. 571) of Hong Kong and any rules made under that Ordinance; or (b) in other circumstances which do not result in the document being a "prospectus" as defined in the Companies Ordinance (Cap. 32) of Hong Kong or which do not constitute an offer to the public within the meaning of that Ordinance. No person may issue, or have in its possession for the purposes of issue, whether in Hong Kong or elsewhere, any advertisement, invitation or document relating to the Shares, which is directed at, or the contents of which are likely to be accessed or read by, the public in Hong Kong (except if permitted to do so under the securities laws of Hong Kong) other than with respect to Shares which are or are intended to be disposed of only to persons outside Hong Kong or only to "professional investors" as defined in the Securities and Futures Ordinance (Cap. 571) of Hong Kong and any rules made under that Ordinance.

**WARNING**

The contents of this document have not been reviewed by any regulatory authority in Hong Kong. You are advised to exercise caution in relation to the offer. If you are in any doubt about the contents of this document, you should obtain independent professional advice.

Important information for Indian investors:

Southeastern Asset Management Inc.'s products and services are not being offered to the public and are only for private placement purposes. This marketing material is addressed solely to you and is for your exclusive use. Any offer or invitation by Southeastern is capable of acceptance only by you and is not transferrable. This marketing material has not been registered as a prospectus with the Indian authorities. Accordingly, this may not be distributed or given to any person other than you and should not be reproduced, in whole or in part. This offer is made in reliance to the private placement exemption under Indian laws.

**Important information for Italian investors:**

No offering of shares of the Longleaf Partners Unit Trust comprised of the Longleaf Partners Global UCITS Fund and Longleaf Partners Asia Pacific UCITS Fund (the "Funds") has been cleared by the relevant Italian supervisory authorities. Thus, no offering of the Funds can be carried out in the Republic of Italy and this marketing document shall not be circulated therein – not even solely to professional investors or under a private placement – unless the requirements of Italian law concerning the offering of securities have been complied with, including (i) the requirements set forth by Article 42 and Article 94 and seq. of Legislative Decree No 58 of 24 February 1998 and CONSOB Regulation No 11971 of 14 May 1999, and (ii) all other Italian securities tax and exchange controls and any other applicable laws and regulations, all as amended from time to time. We are sending you the attached material as a follow up to the specific request received by you. You are fully aware that the Funds have not been registered for offering in Italy pursuant to the Italian internal rules implementing the UCITS IV directive. Therefore, you are expressly fully aware that the Italian protections granted by the applicable legal framework would not apply and you would be exclusively responsible for the decision to invest in the Funds. Moreover, you represent that you would only invest directly or on behalf of third parties to the extent that this is fully lawful and you comply with any conduct of business rules applicable to you in connection with such investment. You agree to refrain from providing any document relating to the Funds to any party unless this is fully compliant with applicable law.

**Important information for Jersey investors:**

Financial services advertisement. This document relates to a private placement and does not constitute an offer to the public in Jersey to subscribe for the Shares offered hereby. No regulatory approval has been sought to the offer in Jersey and it must be distinctly understood that the Jersey Financial Services Commission does not accept any responsibility for the financial soundness of or any representations made in connection with the Fund. The offer of Shares is personal to the person to whom this document is being delivered by or on behalf of the Fund, and a subscription for the Shares will only be accepted from such person. This document may not be reproduced or used for any other purpose.

**Important information for Monaco investors:**

The Longleaf Partners UCITS Funds described in this document have not been registered for sale in Monaco under applicable law. Neither the Longleaf Partners UCITS Funds nor its agents are licensed or authorized to engage in marketing activities in

Monaco. Any marketing or sale of Longleaf Partners UCITS Funds will be undertaken or made in strict compliance with applicable law in Monaco. By receiving this document, each recipient resident in Monaco acknowledges and agrees that it has contacted the Longleaf Partners UCITS Funds at its own initiative and not as a result of any promotion or publicity by the Longleaf Partners UCITS Funds or any of its agents or representatives. Monaco residents acknowledge that (1) the receipt of this document does not constitute a solicitation from the Longleaf Partners UCITS Funds for its products and/or services, and (2) they are not receiving from the Longleaf Partners UCITS Funds any direct or indirect promotion or marketing of financial products and/or services. This document is strictly private and confidential and may not be (1) reproduced or used for any purpose other than evaluation of a potential investment in the Longleaf Partners UCITS Funds by the intended recipient, or (2) provided to any person or entity other than the intended recipient.

Important information for New Zealand investors:

No shares are offered to the public. Accordingly, the shares may not, directly or indirectly, be offered, sold or delivered in New Zealand, nor may any offering document or advertisement in relation to any offer of the shares be distributed in New Zealand, other than: (A) to persons whose principal business is the investment of money or who, in the course of and for the purposes of their business, habitually invest money or who in all circumstances can be properly regarded as having been selected otherwise than as members of the public; or (B) in other circumstances where there is no contravention of the Securities Act 1978 of New Zealand.

Important Information for Oman investors:

The Longleaf Partners APAC UCITS Fund has not been registered or approved by the Central Bank of Oman, the Oman Ministry of Commerce and Industry, the Oman Capital Market Authority or any other authority in the Sultanate of Oman. Southeastern Asset Management, Inc. has not been authorized or licensed by the Central Bank of Oman, the Oman Ministry of Commerce and Industry, the Oman Capital Market Authority or any other authority in the Sultanate of Oman, for discretionary investment management within the Sultanate of Oman. The shares in the Longleaf Partners APAC UCITS Fund have not and will not be listed on any stock exchange in the Sultanate of Oman. No marketing of any financial products or services has been or will be made from within the Sultanate of Oman and no subscription to any securities, products or financial services may or will be consummated within the Sultanate of Oman. Southeastern Asset Management, Inc. is not a licensed broker, dealer, financial advisor or investment advisor



licensed under the laws applicable in the Sultanate of Oman, and, as such, does not advise individuals resident in the Sultanate of Oman as to the appropriateness of investing in or purchasing or selling securities or other financial products. Nothing contained in this document is intended to constitute investment, legal, tax, accounting or other professional advice in, or in respect of, the Sultanate of Oman. This document is confidential and for your information only and nothing is intended to endorse or recommend a particular course of action. You should consult with an appropriate professional for specific advice rendered on the basis of your situation.

**Important Information for Qatar investors:**

This document is not intended to constitute an offer, sale or delivery of the Longleaf Partners UCITS Funds or other securities under the laws of the State of Qatar. The offer of the Longleaf Partners UCITS Funds has not been and will not be licensed pursuant to Law No. 8 of 2012 ("QFMA Law") establishing the Qatar Financial Markets Authority ("QFMA") and the regulatory regime thereunder (including in particular the QFMA Regulations issued vide QFMA Board Resolution No.1 of 2008, QFMA Offering and Listing Rulebook of Securities of November 2010 ("QFMA Securities Regulations") and the Qatar Exchange Rulebook of August 2010) or the rules and regulations of the Qatar Financial Centre ("QFC") or any laws of the State of Qatar. The document does not constitute a public offer of securities in the State of Qatar under the QFMA Securities Regulations or otherwise under any laws of the State of Qatar. The Longleaf Partners UCTIS Funds are only being offered to a limited number of investors, less than a hundred in number, who are willing and able to conduct an independent investigation of the risks involved in an investment in such Funds. No transaction will be concluded in the jurisdiction of the State of Qatar (including the QFC).

**Important information for South African investors:**

This Document and any of its Supplement(s) are not intended to be and do not constitute a solicitation for investments from members of the public in terms of Cisca and do not constitute an offer to the public as contemplated in section 99 of the Companies Act. The addressee acknowledges that it has received this Document and any of its Supplement(s) in the context of a reverse solicitation by it and that this Document and any of its Supplement(s) have not been registered with any South African regulatory body or authority. A potential investor will be capable of investing in only upon conclusion of the appropriate investment agreements. This document is provided to you for informational purposes only. For more information, including a prospectus and simplified prospectus, potential eligible investors should call Gwin Myerberg at 44 (0)20 25 7479 4212 or [gmyerberg@SEasset.com](mailto:gmyerberg@SEasset.com). Ms. Myerberg is a Representative employed by Southeastern Asset Management, which accepts responsibility for her actions within the scope of her employment. Potential eligible investors should read the prospectus and simplified prospectus carefully, considering the investment objectives, risks, charges, and expenses of the product, before making any investment decision. Past performance is no guarantee of future performance. The value of investments, and the income from them, may fall or rise and investors may get back less than they invested. Southeastern Asset Management is an authorized financial services provider with FSP No. 42725.

**Important information for Spanish investors:**

The sale of the shares of Longleaf Partners Global UCITS Fund and Longleaf Partners Asia Pacific UCITS Fund (the "Funds") which this document refers to have not been registered with the Spanish National Securities Market Commission ("Comision Nacional del Mercado de Valores") pursuant to Spanish laws and regulations and do not form part of any public offer of such securities in Spain. Accordingly, no shares in the Funds may be, and/or are intended to be publicly offered, marketed or promoted, nor any public offer in respect thereof made, in Spain, nor may these documents or any other offering materials relating to the offer of shares in the Fund be distributed, in the Kingdom of Spain, by the Distributor or any other person on their behalf, except in circumstances which do not constitute a public offering and marketing in Spain within the meaning of Spanish laws or without complying with all legal and regulatory requirements in relation thereto. This document and any other material relating to Fund shares are strictly confidential and may not be distributed to any person or any entity other than its recipients.

**Important information for Swedish investors:**

The following materials are intended only for qualified investors. This material shall not be reproduced or publicly distributed. The Longleaf Partners Unit Trust is not authorised under the Swedish Investment Funds Act. The shares of the Fund are being offered to a limited number of qualified investors and therefore this document has not been, and will not be, registered with the Swedish Financial Supervisory Authority under the Swedish Financial Instruments Trading Act. Accordingly, this document may not be made available, nor may the shares otherwise be marketed and offered for sale in Sweden, other than in circumstances which are deemed not to be an offer to the public in Sweden under the Financial Instruments Trading Act.

**Important information for Swiss investors:**

The jurisdiction of origin for the Longleaf Partners UCITS Funds is Ireland. The representative for Switzerland is ARM Swiss Representatives SA., Route de Cite-Ouest 2, 1196 Gland. The paying agent for Switzerland is NPB Neue Private Bank Ltd., Limmatquai 1, 8022 Zurich. The Prospectus, the KIID, the Trust Deed, as well as the annual and semi-annual reports may be obtained free of charge from the representative in Switzerland. The current document is intended for informational purposes only and shall not be used as an offer to buy and/or sell shares. The performance shown does not take account of any commissions and costs charged when subscribing to and redeeming shares. Past performance may not be a reliable guide to future performance.

**Important information for UAE investors:**

This document is being issued to a limited number of selected institutional/sophisticated investors: (a) upon their request and confirmation that they understand that neither Southeastern Asset Management, Inc. nor the Longleaf Partners Asia Pacific UCITS Fund have been approved or licensed by or registered with the United Arab Emirates Central Bank ("UAE Central Bank"), the Securities and Commodities Authority ("SCA"), the Dubai Financial Services Authority ("DFSA") or any other relevant licensing authorities or governmental agencies in the United Arab Emirates (including the DIFC), nor has the placement agent, if any, received authorization or licensing from the UAE Central Bank,

SCA, the DFSA or any other relevant licensing authorities or governmental agencies in the United Arab Emirates (including the DIFC); (b) on the condition that it will not be provided to any person other than the original recipient, is not for general circulation in the United Arab Emirates (including the DIFC) and may not be reproduced or used for any other purpose; and (c) on the condition that no sale of securities or other investment products in relation to or in connection with either Southeastern Asset Management, Inc. or the Longleaf Partners Asia Pacific UCITS Fund is intended to be consummated within the United Arab Emirates (including in the DIFC). Neither the UAE Central Bank, SCA nor the DFSA have approved this document or any associated documents, and have no responsibility for them. The shares in the Longleaf Partners Asia Pacific UCITS Fund are not offered or intended to be sold directly or indirectly to retail investors or the public in the United Arab Emirates (including the DIFC). No agreement relating to the sale of the shares is intended to be consummated in the United Arab Emirates (including the DIFC). The shares to which this document may relate may be illiquid and/or subject to restrictions on their resale. Prospective investors should conduct their own due diligence on the shares. If you do not understand the contents of this document you should consult an authorized financial advisor.

**Important information for UK investors:**

The KIID and Full Prospectus (including any supplements) for this fund are available from Southeastern Asset Management International (UK) Limited which is authorized and regulated by the Financial Conduct Authority in the United Kingdom.

In the United Kingdom, this document is being distributed only to and is directed at (a) persons who have professional experience in matters relating to investments falling within article 19(5) of the Financial Services and Markets Act 2000 (Financial Promotion) Order 2001 (as amended) (the "Order") or (b) high net worth entities and other persons to whom it may be otherwise lawfully be communicated, falling within Article 49(2) of the Order (all such persons being referred to as "relevant persons"). This document must not be acted on or relied on by persons who are not relevant persons. Any investment activity to which this document relates is available only to relevant persons and will be engaged in only with relevant persons. Any person who is not a relevant person should not act or rely on this document or any of its contents.